

Junior Girls under 15 Slalom Results

Homologation: World record

Bib	Name	Country	Categ.	Preliminary Round	Final	Overall
1 (111)	POKORNA, Ella	SVK	-15 F	5.00/55/14.25	5.50/55/16.00	1000.00
2 (7)	GOTZ, Paula	GER	-15 F	2.00/55/14.25	4.50/55/16.00	943.40
3 (22)	BAUER, Leni	GER	-15 F	3.50/55/16.00	4.50/55/16.00	877.36
4 (76)	YURANAVA, Maryia	BLR	-15 F	3.00/55/16.00	3.50/55/16.00	858.49
5 (24)	SZUMANSKA, Emilia	POL	-15 F	4.00/55/18.25	0.50/55/16.00	801.89
6 (3)	MISEROK, Clara	*GER	-15 F	2.25/55/18.25		721.70
7 (72)	KAZELSKAYA, Maryia	BLR	-15 F	6.00/40		113.21
8 (23)	BARTOSZEWSKA, Ewa	POL	-15 F	4.00/40		75.47

Junior Boys under 15 Slalom Results

Homologation: World record

Bib	Name	Country	Categ.	Preliminary Round	Final	Overall
1 (10)	STROHMEYER, Kay	GER	-15 M	3.00/58/12.00	2.00/58/10.75	1000.00
2 (78)	DANISHEUSKI, Siarhei	BLR	-15 M	3.00/58/14.25	4.50/58/14.25	709.46
3 (113)	OCHOTNICKY, Alexander	SVK	-15 M	4.50/58/14.25	2.00/58/14.25	709.46
4 (9)	STROHMEYER, Fynn	GER	-15 M	4.50/58/18.25 (Tiebreak: 6.00/55/18.25)	3.00/58/16.00	608.11
5 (21)	HUBER, Jakob	GER	-15 M	4.50/58/18.25 (Tiebreak: 6.00/55/18.25)	1.50/58/16.00	587.84
6 (112)	ELIAS, Adrian	SVK	-15 M	3.00/58/14.25	5.50/58/18.25	689.19
7 (79)	SEMAVIN, Saveli	BLR	-15 M	2.50/58/16.00	5.50/58/18.25	601.35
8 (20)	LENGSFELD, Robert	GER	-15 M	5.00/58/16.00	3.50/58/18.25	635.14
9 (80)	TSUKANAU, Arseni	BLR	-15 M	5.00/58/18.25	1.50/58/18.25	554.05
10 (26)	KLUKOWSKI, Kacper	POL	-15 M	5.00/58/18.25	3.50/55/18.25	554.05
11 (12)	BAUER, Luis	*GER	-15 M	4.50/58/18.25 (Tiebreak: 6.50/55/18.25)		547.30
12 (115)	SABLATURA, Bohus	SVK	-15 M	2.50/58/18.25		520.27
13 (114)	POKORNY, Ronald	SVK	-15 M	1.50/58/18.25		506.76
14 (11)	PILGRAM, Anuk	*GER	-15 M	3.50/55/18.25		452.70
15 (41)	ENOCKL, Erik	AUT	-15 M	5.50/52		398.65
16 (25)	DREWICZEWSKI, Jakub	POL	-15 M	4.50/52		385.14
17 (1)	SCHULTZ, Frederik	*GER	-15 M	1.50/43		20.27

Junior Girls under 19 Slalom Results

Homologation: World record

Bib	Name	Country	Categ.	Preliminary Round	Final	Overall
1 (15)	HILLENBRAND, Laura	GER	-19 F	2.00/55/12.00	2.00/55/12.00	991.15
2 (66)	PARKHOMENKA, Alena	BLR	-19 F	2.50/55/12.00	5.00/55/14.25	1000.00
3 (64)	HVOZDZEVA, Sofya	BLR	-19 F	5.50/55/14.25	4.00/55/14.25	840.71
4 (65)	KHUKHRAKOVA, Iryna	BLR	-19 F	2.50/55/14.25	4.00/55/14.25	814.16
5 (117)	FEDOROVA, Lucia	SVK	-19 F	3.00/55/13.00	3.00/55/14.25	902.65
6 (63)	BELSKAYA, Maryia	BLR	-19 F	5.50/55/16.00	5.50/55/16.00	734.51
7 (6)	DOBJEVITCH, Elizaveta	ISR	-19 F	5.00/55/16.00		725.66
8 (116)	CSOKASOVA, Zuzana	SVK	-19 F	4.50/55/16.00		716.81
9 (40)	GASSNER, Miriam	AUT	-19 F	4.00/55/16.00		707.96
10 (28)	KOSZYCKA, Gabriela	POL	-19 F	4.00/55/18.25		601.77
11 (5)	BAUMGARDT, Phoenix	GER	-19 F	1.25/46		22.12

Junior Boys under 19 Slalom Results

Homologation: World record

Bib	Name	Country	Categ.	Preliminary Round	Final	Overall
1 (118)	SAXA, Samuel	SVK	-19 M	1.00/58/9.75	2.50/58/11.25 (Tiebreak: 6.00/58/10.75)	1000.00
2 (2)	LEV, Yam	ISR	-19 M	0.50/58/11.25	2.50/58/11.25 (Tiebreak: 2.00/58/10.75)	791.14
3 (68)	LAPKOUSKI, Kiryl	BLR	-19 M	2.00/58/12.00	2.50/58/12.00	715.19
4 (18)	SAMOVOLIK, Ivan	UKR	-19 M	2.50/58/13.00	2.50/58/12.00	715.19
5 (120)	ZAMBORY, Tobias	SVK	-19 M	1.00/58/11.25	5.50/58/13.00	772.15
6 (29)	MULLER, Carlo	GER	-19 M	2.00/58/12.00	1.00/58/13.00	708.86
7 (67)	BOZDAG, Bora	*BLR	-19 M	2.50/58/14.25	2.00/58/14.25	563.29
8 (94)	VRAZEL, Dominik	SVK	-19 M	4.00/58/14.25		582.28
9 (51)	ARMAS SEGOVIA, Alejandro	ESP	-19 M	2.00/58/14.25		556.96
10 (31)	SZUMANSKI, Ksawery	POL	-19 M	2.50/58/16.00		487.34
11 (32)	WYCISK, Mateusz	POL	-19 M	4.50/58/18.25		436.71
12 (39)	STRALTSOU, Ilya	*BLR	-19 M	3.50/58/18.25		424.05
13 (16)	STEINMETZ, Ralf	NED	-19 M	5.00/49		63.29
14 (69)	MAZURKEVICH, Vasili	BLR	-19 M	3.25/49		41.14
15 (4)	QUIGLEY, Nils	GER	-19 M	2.00/49		25.32

Senior 1 Ladies Slalom Results

Homologation: World record

Bib	Name	Country	Categ.	Preliminary Round	Final	Overall
1 (75)	STEFAN, Claudia	GER	Se1 F	3.00/55/16.00	5.00/55/18.25	1000.00
2 (88)	KOHNNOVA, Romana	CZE	Se1 F	3.00/55/18.25	3.00/55/18.25	818.18
3 (34)	GOGOLA, Anna	POL	Se1 F	6.00/52	3.00/55/18.25	818.18
4 (27)	TRIGGELIS, Sigita	LTU	Se1 F	2.50/52	2.00/55/18.25	787.88
5 (70)	SEGOVIA LEZA, Emma	ESP	Se1 F	4.50/46		136.36
6 (33)	FARLEY, Tiffany	GBR	Se1 F	2.00/46		60.61

Senior 1 Men Slalom Results

Homologation: World record

Bib	Name	Country	Categ.	Preliminary Round	Final	Overall
1 (74)	GRAW, Alexander	*GER	Se1 M	3.00/55/10.25	3.00/55/10.75	1000.00
2 (42)	ROEMER, Stephan	*GER	Se1 M	5.00/55/11.25	2.00/55/10.75	888.89
3 (62)	SCHNUGG, Roland	GER	Se1 M	2.50/55/13.00	2.50/55/12.00	706.35
4 (46)	CHERUBINI APENELA, Piero	ESP	Se1 M	3.50/55/14.25	2.00/55/13.00	603.17
5 (73)	KRIEGER, Markus	*GER	Se1 M	2.00/55/14.25	2.00/55/13.00	603.17
6 (71)	ARMAS LANGHEINRICH, Daniel	ESP	Se1 M	4.00/55/13.00	3.00/55/14.25	634.92
7 (36)	CAHILL, Ryan	GBR	Se1 M	0.50/55/14.25	2.25/55/14.25	511.90
8 (127)	HILLENBRAND, Andreas	GER	Se1 M	2.50/55/13.00	2.00/55/14.25	611.11
9 (59)	SCHIEWE, Rolf	GER	Se1 M	5.50/55/18.25	1.50/55/14.25	500.00
10 (60)	USINGER, Jurgen	GER	Se1 M	5.50/55/18.25	2.00/55/16.00	412.70
11 (8)	COHEN, Oren	ISR	Se1 M	2.50/55/14.25	4.00/52	515.87
12 (19)	MOVERMAN, Moshe Alon	ISR	Se1 M	4.50/55/14.25	3.00/52	547.62
13 (43)	PROBST, Gunter	AUT	Se1 M	3.00/55/18.25		333.33
14 (38)	KEDRAK, Michal	POL	Se1 M	2.50/55/18.25		325.40
15 (52)	DE LEIJER, Joost	NED	Se1 M	5.00/52		269.84
16 (37)	DREWICZEWSKI, Jaroslaw	POL	Se1 M	5.50/49		87.30
17 (57)	FARLEY, Aaron	GBR	Se1 M	5.00/49		79.37
17 (61)	HAMBLIN, Steven	GBR	Se1 M	5.00/49		79.37
19 (55)	MARSTON, Stuart	GBR	Se1 M	4.00/49		63.49
20 (35)	DREWICZEWSKI, Dariusz	POL	Se1 M	3.50/49		55.56

Junior Girls under 15 Tricks Results

Homologation: World record

Bib	Name	Country	Categ.	Preliminary Round	Final	Overall
1	(72) KAZELSKAYA, Maryia	BLR	-15 F	3150	4110	1000.00
2	(76) YURANAVA, Maryia	BLR	-15 F	3160	3880	944.04
3	(22) BAUER, Leni	GER	-15 F	1630	1880	457.42
4	(111) POKORNA, Ella	SVK	-15 F	1580	1520	384.43
5	(23) BARTOSZEWSKA, Ewa	POL	-15 F	1780	0	433.09
6	(24) SZUMANSKA, Emilia	POL	-15 F	1170		284.67
7	(7) GOTZ, Paula	GER	-15 F	1010		245.74
8	(3) MISEROK, Clara	*GER	-15 F	900		218.98

Junior Boys under 15 Tricks Results

Homologation: World record

Bib	Name	Country	Categ.	Preliminary Round	Final	Overall
1	(79) SEMAVIN, Saveli	BLR	-15 M	4650	5300	1000.00
2	(10) STROHMEYER, Kay	GER	-15 M	3470	4000	754.72
3	(112) ELIAS, Adrian	SVK	-15 M	3620	3930	741.51
4	(114) POKORNY, Ronald	SVK	-15 M	3800	3800	716.98
5	(113) OCHOTNICKY, Alexander	SVK	-15 M	3710	3710	700.00
6	(78) DANISHEUSKI, Siarhei	BLR	-15 M	1990	3360	633.96
7	(80) TSUKANAU, Arseni	BLR	-15 M	3090	3270	616.98
8	(25) DREWICZEWSKI, Jakub	POL	-15 M	2400	3100	584.91
9	(9) STROHMEYER, Fynn	GER	-15 M	2120	2820	532.08
10	(115) SABLATURA, Bohus	SVK	-15 M	2720	2510	513.21
11	(12) BAUER, Luis	*GER	-15 M	1610		303.77
12	(26) KLUKOWSKI, Kacper	POL	-15 M	1170		220.75
13	(1) SCHULTZ, Frederik	*GER	-15 M	1100		207.55
14	(21) HUBER, Jakob	GER	-15 M	1030		194.34
15	(20) LENGSEFELD, Robert	GER	-15 M	930		175.47
16	(11) PILGRAM, Anuk	*GER	-15 M	330		62.26

Junior Girls under 19 Tricks Results

Homologation: World record

Bib	Name	Country	Categ.	Preliminary Round	Final	Overall
1	(66) PARKHOMENKA, Alena	BLR	-19 F	5850	5500	1000.00
2	(64) HVOZDZEVA, Sofya	BLR	-19 F	5250	5250	897.44
3	(65) KHUKHRAKOVA, Iryna	BLR	-19 F	3140	4300	735.04
4	(63) BELSKAYA, Maryia	BLR	-19 F	3370	3320	576.07
5	(15) HILLENBRAND, Laura	GER	-19 F	3370	3280	576.07
6	(6) DOBJEVITCH, Elizaveta	ISR	-19 F	2540		434.19
7	(117) FEDOROVA, Lucia	SVK	-19 F	2440		417.09
8	(116) CSOKASOVA, Zuzana	SVK	-19 F	2120		362.39
9	(5) BAUMGARDT, Phoenix	GER	-19 F	1100		188.03
10	(28) KOSZYCKA, Gabriela	POL	-19 F	750		128.21

Junior Boys under 19 Tricks Results

Homologation: World record

Bib	Name	Country	Categ.	Preliminary Round	Final	Overall
1	(69) MAZURKEVICH, Vasili	BLR	-19 M	4110	8260	1000.00
2	(68) LAPKOUSKI, Kiryl	BLR	-19 M	7140	7830	947.94
3	(31) SZUMANSKI, Ksawery	POL	-19 M	4420	4670	565.38
4	(120) ZAMBORY, Tobias	SVK	-19 M	4000	4350	526.63
5	(67) BOZDAG, Bora	*BLR	-19 M	4150	3900	502.42
6	(2) LEV, Yam	ISR	-19 M	2640	3320	401.94
7	(32) WYCISK, Mateusz	POL	-19 M	2920	3120	377.72
8	(29) MULLER, Carlo	GER	-19 M	2800	2800	338.98
9	(18) SAMOVOLIK, Ivan	UKR	-19 M	2340		283.29
10	(39) STRALTSOU, Ilya	*BLR	-19 M	2020		244.55
11	(4) QUIGLEY, Nils	GER	-19 M	1290		156.17
12	(16) STEINMETZ, Ralf	NED	-19 M	500		60.53
13	(118) SAXA, Samuel	SVK	-19 M	0		

Senior 1 Ladies Tricks Results

Homologation: World record

Bib	Name	Country	Categ.	Preliminary Round	Final	Overall
1	(34) GOGOLA, Anna	POL	Se1 F	2260	2460	1000.00
2	(27) TRIGGELIS, Sigita	LTU	Se1 F	1490	1890	768.29
3	(75) STEFAN, Claudia	GER	Se1 F	1420	1670	678.86
4	(88) KOHNOVA, Romana	CZE	Se1 F	920	1420	577.24

Senior 1 Men Tricks Results

Homologation: World record

Bib	Name	Country	Categ.	Preliminary Round	Final	Overall
1	(42) ROEMER, Stephan	*GER	Se1 M	3500	4340	1000.00
2	(14) BRUENJES, Jan	*GER	Se1 M	3290	3630	836.41
3	(127) HILLENBRAND, Andreas	GER	Se1 M	1900	2100	483.87
4	(71) ARMAS LANGHEINRICH, Daniel	ESP	Se1 M	990	2050	472.35
5	(38) KEDRAK, Michal	POL	Se1 M	1440	1820	419.35
6	(37) DREWICZEWSKI, Jaroslaw	POL	Se1 M	1310	1780	410.14
7	(35) DREWICZEWSKI, Dariusz	POL	Se1 M	1140	1780	410.14
8	(55) MARSTON, Stuart	GBR	Se1 M	1060	1420	327.19
9	(17) GILBOA, Eliezer	ISR	Se1 M	1320	740	304.15
10	(36) CAHILL, Ryan	GBR	Se1 M	1620	700	373.27
11	(62) SCHNUGG, Roland	GER	Se1 M	920		211.98
12	(59) SCHIEWE, Rolf	GER	Se1 M	820		188.94
13	(57) FARLEY, Aaron	GBR	Se1 M	700		161.29
14	(60) USINGER, Jurgen	GER	Se1 M	590		135.94
15	(52) DE LEIJER, Joost	NED	Se1 M	500		115.21
16	(43) PROBST, Gunter	AUT	Se1 M	380		87.56
17	(61) HAMBLIN, Steven	GBR	Se1 M	200		46.08
18	(46) CHERUBINI APENELA, Piero	ESP	Se1 M	160		36.87

Junior Girls under 15 Jump Results

Homologation: World record

Bib	Name	Country	Categ.	Preliminary Round	Final	Overall
1	(72) KAZELSKAYA, Maryia	BLR	-15 F	32.5m (107ft)	33.1m (109ft)	1000.00
2	(111) POKORNA, Ella	SVK	-15 F	31.8m (104ft)	29.6m (97ft)	960.73
3	(76) YURANAVA, Maryia	BLR	-15 F	25.5m (84ft)	28.6m (94ft)	864.05
4	(23) BARTOSZEWSKA, Ewa	POL	-15 F	26.5m (87ft)	24.5m (80ft)	800.60
5	(7) GOTZ, Paula	GER	-15 F	20.6m (68ft)	21.6m (71ft)	652.57
6	(24) SZUMANSKA, Emilia	POL	-15 F	19.1m (63ft)		577.04
7	(3) MISEROK, Clara	*GER	-15 F	15.7m (52ft)		474.32

Junior Boys under 15 Jump Results

Homologation: World record

Bib	Name	Country	Categ.	Preliminary Round	Final	Overall
1	(113) OCHOTNICKY, Alexander	SVK	-15 M	37.9m (124ft)	40.1m (132ft)	1000.00
2	(112) ELIAS, Adrian	SVK	-15 M	32.2m (106ft)	33.2m (109ft)	827.93
3	(78) DANISHEUSKI, Siarhei	BLR	-15 M	32.1m (105ft)	33.2m (109ft)	827.93
4	(79) SEMAVIN, Saveli	BLR	-15 M	32.3m (106ft)	32.6m (107ft)	812.97
5	(80) TSUKANAU, Arseni	BLR	-15 M	34.0m (112ft)	32.3m (106ft)	847.88
6	(114) POKORNY, Ronald	SVK	-15 M	31.9m (105ft)	32.2m (106ft)	802.99
7	(25) DREWICZEWSKI, Jakub	POL	-15 M	31.0m (102ft)		773.07
7	(26) KLUKOWSKI, Kacper	POL	-15 M	31.0m (102ft)		773.07
7	(10) STROHMEYER, Kay	GER	-15 M	31.0m (102ft)		773.07
10	(20) LENGSELD, Robert	GER	-15 M	29.6m (97ft)		738.15
11	(21) HUBER, Jakob	GER	-15 M	24.3m (80ft)		605.99
12	(9) STROHMEYER, Fynn	GER	-15 M	24.1m (79ft)		601.00

Junior Girls under 19 Jump Results

Homologation: World record

Bib	Name	Country	Categ.	Preliminary Round	Final	Overall
1	(66) PARKHOMENKA, Alena	BLR	-19 F	36.4m (119ft)	38.1m (125ft)	988.06
2	(65) KHUKHRAKOVA, Iryna	BLR	-19 F	38.5m (126ft)	37.8m (124ft)	1000.00
3	(64) HVOZDZEVA, Sofya	BLR	-19 F	35.0m (115ft)	37.2m (122ft)	961.19
4	(63) BELSKAYA, Maryia	BLR	-19 F	33.5m (110ft)	34.6m (114ft)	883.58
5	(15) HILLENBRAND, Laura	GER	-19 F	35.5m (116ft)	33.9m (111ft)	910.45
6	(6) DOBJEVITCH, Elizaveta	ISR	-19 F	32.4m (106ft)		817.91
7	(28) KOSZYCKA, Gabriela	POL	-19 F	31.9m (105ft)		802.99
8	(116) CSOKASOVA, Zuzana	SVK	-19 F	27.0m (89ft)		656.72



Junior Boys under 19 Jump Results

Homologation: World record

Bib	Name	Country	Categ.	Preliminary Round	Final	Overall
1	(68) LAPKOUSKI, Kiryl	BLR	-19 M	46.9m (154ft)	53.9m (177ft)	1000.00
2	(120) ZAMBORY, Tobias	SVK	-19 M	52.9m (174ft)	53.0m (174ft)	979.50
3	(18) SAMOVOLIK, Ivan	UKR	-19 M	49.1m (161ft)	48.1m (158ft)	890.66
4	(69) MAZURKEVICH, Vasili	BLR	-19 M	48.5m (159ft)	47.9m (157ft)	876.99
5	(32) WYCISK, Mateusz	POL	-19 M	49.7m (163ft)	47.2m (155ft)	904.33
6	(39) STRALTSOU, Ilya	*BLR	-19 M	39.1m (128ft)	0.00m (0ft)	662.87
7	(67) BOZDAG, Bora	*BLR	-19 M	33.1m (109ft)		526.20
8	(31) SZUMANSKI, Ksawery	POL	-19 M	30.3m (99ft)		462.41
9	(29) MULLER, Carlo	GER	-19 M	28.4m (93ft)		419.13
10	(4) QUIGLEY, Nils	GER	-19 M	21.8m (72ft)		268.79
11	(94) VRAZEL, Dominik	SVK	-19 M	0.00m (0ft)		











Senior 1 Ladies Jump Results

Homologation: World record








Bib	Name	Country	Categ.	Preliminary Round	Final	Overall
1	(34) GOGOLA, Anna	POL 	Se1 F	25.5m (84ft)	25.7m (84ft)	1000.00
2	(88) KOHNOVA, Romana	CZE 	Se1 F	21.6m (71ft)	21.9m (72ft)	816.43

Senior 1 Men Jump Results













Homologation: World record

Bib	Name	Country	Categ.	Preliminary Round	Final	Overall
1	(36) CAHILL, Ryan	GBR 	Se1 M	29.9m (98ft)	36.4m (119ft)	974.17
2	(55) MARSTON, Stuart	GBR 	Se1 M	32.1m (105ft)	34.9m (115ft)	918.82
3	(127) HILLENBRAND, Andreas	GER 	Se1 M	37.1m (122ft)	34.8m (114ft)	1000.00
4	(38) KEDRAK, Michal	POL 	Se1 M	27.8m (91ft)	31.2m (102ft)	782.29
5	(52) DE LEIJER, Joost	NED 	Se1 M	28.3m (93ft)	31.1m (102ft)	778.60
6	(37) DREWICZEWSKI, Jaroslaw	POL 	Se1 M	23.9m (78ft)		512.92
7	(60) USINGER, Jurgen	GER 	Se1 M	16.6m (54ft)		243.54
8	(59) SCHIEWE, Rolf	GER 	Se1 M	16.4m (54ft)		236.16
9	(61) HAMBLIN, Steven	GBR 	Se1 M	0.00m (0ft)		
9	(42) ROEMER, Stephan	*GER 	Se1 M	0.00m (0ft)		

Junior Girls under 15 Overall Results

Bib	Name	Country	Categ.	Slalom	Tricks	Jump	Overall
1	(76) YURANAVA, Maryia	BLR 	-15 F	858.49	944.04	864.05	2666.58
2	(111) POKORNA, Ella	SVK 	-15 F	1000.00	384.43	960.73	2345.16
3	(72) KAZELSKAYA, Maryia	BLR 	-15 F	113.21	1000.00	1000.00	2113.21
4	(7) GOTZ, Paula	GER 	-15 F	943.40	245.74	652.57	1841.71
5	(24) SZUMANSKA, Emilia	POL 	-15 F	801.89	284.67	577.04	1663.60
6	(3) MISEROK, Clara	*GER 	-15 F	721.70	218.98	474.32	1415.00
7	(23) BARTOSZEWSKA, Ewa	POL 	-15 F	75.47	433.09	800.60	1309.16

Junior Boys under 15 Overall Results

Bib	Name	Country	Categ.	Slalom	Tricks	Jump	Overall
1	(10) STROHMEYER, Kay	GER 	-15 M	1000.00	754.72	773.07	2527.79
2	(79) SEMAVIN, Saveli	BLR 	-15 M	601.35	1000.00	812.97	2414.32
3	(113) OCHOTNICKY, Alexander	SVK 	-15 M	709.46	700.00	1000.00	2409.46
4	(112) ELIAS, Adrian	SVK 	-15 M	689.19	741.51	827.93	2258.63
5	(78) DANISHEUSKI, Siarhei	BLR 	-15 M	709.46	633.96	827.93	2171.35
6	(114) POKORNY, Ronald	SVK 	-15 M	506.76	716.98	802.99	2026.73
7	(80) TSUKANAU, Arseni	BLR 	-15 M	554.05	616.98	847.88	2018.91
8	(25) DREWICZEWSKI, Jakub	POL 	-15 M	385.14	584.91	773.07	1743.12
9	(9) STROHMEYER, Fynn	GER 	-15 M	608.11	532.08	601.00	1741.19
10	(20) LENGSELD, Robert	GER 	-15 M	635.14	175.47	738.15	1548.76
11	(26) KLUKOWSKI, Kacper	POL 	-15 M	554.05	220.75	773.07	1547.87
12	(21) HUBER, Jakob	GER 	-15 M	587.84	194.34	605.99	1388.17

Junior Girls under 19 Overall Results

Bib	Name	Country	Categ.	Slalom	Tricks	Jump	Overall
1	(66) PARKHOMENKA, Alena	BLR	-19 F	1000.00	1000.00	988.06	2988.06
2	(64) HVOZDZEVA, Sofya	BLR	-19 F	840.71	897.44	961.19	2699.34
3	(65) KHUKHRAKOVA, Iryna	BLR	-19 F	814.16	735.04	1000.00	2549.20
4	(15) HILLENBRAND, Laura	GER	-19 F	991.15	576.07	910.45	2477.67
5	(63) BELSKAYA, Maryia	BLR	-19 F	734.51	576.07	883.58	2194.16
6	(6) DOBJEVITCH, Elizaveta	ISR	-19 F	725.66	434.19	817.91	1977.76
7	(116) CSOKASOVA, Zuzana	SVK	-19 F	716.81	362.39	656.72	1735.92
8	(28) KOSZYCKA, Gabriela	POL	-19 F	601.77	128.21	802.99	1532.97

Junior Boys under 19 Overall Results

Bib	Name	Country	Categ.	Slalom	Tricks	Jump	Overall
1	(68) LAPKOUSKI, Kiryl	BLR	-19 M	715.19	947.94	1000.00	2663.13
2	(120) ZAMBORY, Tobias	SVK	-19 M	772.15	526.63	979.50	2278.28
3	(69) MAZURKEVICH, Vasili	BLR	-19 M	41.14	1000.00	876.99	1918.13
4	(18) SAMOVOLIK, Ivan	UKR	-19 M	715.19	283.29	890.66	1889.14
5	(32) WYCISK, Mateusz	POL	-19 M	436.71	377.72	904.33	1718.76
6	(67) BOZDAG, Bora	*BLR	-19 M	563.29	502.42	526.20	1591.91
7	(31) SZUMANSKI, Ksawery	POL	-19 M	487.34	565.38	462.41	1515.13
8	(29) MULLER, Carlo	GER	-19 M	708.86	338.98	419.13	1466.97
9	(39) STRALTSOU, Ilya	*BLR	-19 M	424.05	244.55	662.87	1331.47
10	(4) QUIGLEY, Nils	GER	-19 M	25.32	156.17	268.79	450.28

Senior 1 Ladies Overall Results

Bib	Name	Country	Categ.	Slalom	Tricks	Jump	Overall
1	(34) GOGOLA, Anna	POL	Se1 F	818.18	1000.00	1000.00	2818.18
2	(88) KOHNOVA, Romana	CZE	Se1 F	818.18	577.24	816.43	2211.85

Senior 1 Men Overall Results

Bib	Name	Country	Categ.	Slalom	Tricks	Jump	Overall
1	(127) HILLENBRAND, Andreas	GER	Se1 M	611.11	483.87	1000.00	2094.98
2	(42) ROEMER, Stephan	*GER	Se1 M	888.89	1000.00		1888.89
3	(36) CAHILL, Ryan	GBR	Se1 M	511.90	373.27	974.17	1859.34
4	(38) KEDRAK, Michal	POL	Se1 M	325.40	419.35	782.29	1527.04
5	(55) MARSTON, Stuart	GBR	Se1 M	63.49	327.19	918.82	1309.50
6	(52) DE LEIJER, Joost	NED	Se1 M	269.84	115.21	778.60	1163.65
7	(37) DREWICZEWSKI, Jaroslaw	POL	Se1 M	87.30	410.14	512.92	1010.36
8	(59) SCHIEWE, Rolf	GER	Se1 M	500.00	188.94	236.16	925.10
9	(60) USINGER, Jurgen	GER	Se1 M	412.70	135.94	243.54	792.18
10	(61) HAMBLIN, Steven	GBR	Se1 M	79.37	46.08		125.45

Chief Judge
PERSOONS, Marie-Anne

Homologator
MALTZAHN, Daniel

Scorer
LANGROCK, Ulf