






### Overall Senior Team classification Team results






	Country	Slalom	Tricks	Jump	Overall
1	 Germany	2785.00	2000.84	1924.84	6710.68
2	 Poland	1690.00	1732.61	880.00	4302.61
3	 Czech Rep.	969.70	1000.00	1000.00	2969.70
4	 Israël	1570.00	219.57		1789.57
5	 Netherlands	420.00	339.13	538.46	1297.59

Chief Judge  
KUNERT, Elena

Homologator  
MALTZAHN, Daniel

Scorer  
LANGROCK, Ulf

**Overall Juniors under 19 Team classification Team results**





	Country	Slalom	Tricks	Jump	Overall
1	 Germany	2900.83	2462.44	2882.11	8245.38
2	 Poland	1969.39	1711.39	2714.82	6395.60
3	 Slovakia	2346.94	962.02	940.74	4249.70
4	 Austria	923.47	1000.00	877.78	2801.25
5	 Israël	1882.92		551.85	2434.77

Chief Judge  
KUNERT, Elena

Homologator  
MALTZAHN, Daniel

Scorer  
LANGROCK, Ulf

**Overall Juniors under 15 Team classification Team results**








	Country	Slalom	Tricks	Jump	Overall
1	 Poland	2372.55	1739.29	2928.89	7040.73
2	 Slovakia	2177.78	1423.11	1813.47	5414.36
3	 Germany	2598.05	2250.70	442.24	5290.99
4	 Israël	1882.35		768.89	2651.24

Chief Judge  
KUNERT, Elena

Homologator  
MALTZAHN, Daniel

Scorer  
LANGROCK, Ulf

### Overall Team classification Team results

	Country	Slalom	Tricks	Jump	Overall
1	 Germany	2820.19	2674.12	2480.77	7975.08
2	 Poland	2383.77	2624.82	2250.85	7259.44
3	 Slovakia	2168.39	1883.49	2429.43	6481.31
4	 Israël	2925.37	587.34	1000.00	4512.71
5	 Austria	917.76	1000.00	485.29	2403.05
6	 Czech Rep.	633.66	435.44	569.85	1638.95
7	 Netherlands	457.37	941.44		1398.81

Chief Judge  
PITZ, Juergen

Homologator  
MALTZAHN, Daniel

Scorer  
LANGROCK, Ulf