

Junior Girls under 15 Slalom Results

Homologation: Record capability

Bib	Name	Country	Categ.	Preliminary	Final	Overall
1	(21) Miserok Nina	GER	-15 F	5,00/55/16.00	3,00/55/14.25	1000,00
2	(11) Olejnik Zofia	POL	-15 F	5,50/55/18.25	1,00/55/14.25	960,78
3	(12) Ivanova Bilyana	GER	-15 F	5,00/55/18.25	5,00/55/16.00	921,57
4	(4) Vaskova Sara	SVK	-15 F	1,00/55/14.25	0,50/55/16.00	960,78
5	(3) Zuk Maja	*POL	-15 F	5,00/55/18.25	2,50/55/18.25	803,92
6	(10) Alkoser Maya	ISR	-15 F	4,50/55/18.25	2,50/55/18.25	794,12
7	(9) Miserok Clara	GER	-15 F	4,00/55/18.25		784,31
8	(26) Zamykal Lena	POL	-15 F	5,00/52		686,27
9	(6) Drewiczewska Lena	POL	-15 F	4,50/52		676,47
10	(18) Lev Mai	ISR	-15 F	1,50/52		617,65
11	(8) Witek Roksana	POL	-15 F	2,50/46		401,96
12	(14) Buhl Alina	AUT	-15 F	2,25/40		44,12

Junior Boys under 15 Slalom Results

Homologation: Record capability

Bib	Name	Country	Categ.	Preliminary	Final	Overall
1	(57) Strohmeyer Fynn	GER	-15 M	0,50/58/14.25	0,50/58/13.00	956,14
2	(55) Pilgram Anuk	*GER	-15 M	3,00/58/16.00	3,50/58/14.25	903,51
3	(41) Drewiczewski Jakub	POL	-15 M	0,00/58/14.25	2,00/58/14.25	877,19
4	(34) Shemer Eliav	ISR	-15 M	3,00/58/13.00	0,50/58/14.25	1000,00
5	(38) Gohar Ofek Avraham	ISR	-15 M	4,25/58/18.25	4,25/58/18.25	706,14
6	(32) Lengsfeld Simon	GER	-15 M	4,00/58/18.25		701,75
7	(60) Domaszewski Oskar	POL	-15 M	5,00/55/18.25		614,04
8	(67) Redzepovic Oliver	SVK	-15 M	2,50/55/18.25		570,18
9	(29) Huber Jakob	GER	-15 M	5,00/43		87,72

Junior Girls under 19 Slalom Results

Homologation: Record capability

Bib	Name	Country	Categ.	Preliminary	Final	Overall
1	(31) Baumgardt Phoenix	GER	-19 F	1,00/55/12.00	1,00/55/12.00	1000,00
2	(17) Szumanska Emilia	POL	-19 F	5,00/55/14.25	4,50/55/14.25	854,55
3	(56) Gotz Paula	GER	-19 F	0,50/55/14.25	2,00/55/14.25	800,00
4	(24) Muller Lara	GER	-19 F	3,50/55/16.00	1,50/55/14.25	790,91
5	(5) Strbakova Alexandra	SVK	-19 F	1,00/55/14.25	0,00/55/14.25	781,82
6	(19) Pokorna Ella	SVK	-19 F	1,00/55/13.00	1,50/55/18.25	890,91
7	(1) Van Gool Emma	NED	-19 F	0,50/55/16.00		663,64
8	(13) Cyl Dominika	POL	-19 F	5,50/55/18.25		645,45
9	(30) Csokasova Zuzana	SVK	-19 F	4,50/55/18.25		627,27
10	(7) Finckh Lara	GER	-19 F	4,00/55/18.25		618,18
11	(23) Koszycka Gabriela	POL	-19 F	3,50/52		500,00
12	(22) Bartoszewska Ewa	POL	-19 F	DNS		

Junior Boys under 19 Slalom Results

Homologation: Record capability

Bib	Name	Country	Categ.	Preliminary	Final	Overall
1	(53) Strohmeyer Kay	GER	-19 M	0,00/58/11.25	2,00/58/11.25	1000,00
2	(69) Szumanski Ksawery	POL	-19 M	4,00/58/13.00	5,50/58/16.00	838,71
3	(20) Bauer Luis	GER	-19 M	1,00/58/16.00	5,00/58/16.00	661,29
4	(39) Sablatura Bohus	SVK	-19 M	5,00/58/18.25	0,50/58/16.00	588,71
5	(37) Ochotnický Viliam	SVK	-19 M	4,50/55/18.25	3,00/58/18.25	532,26
6	(35) Exell James	NED	-19 M	0,50/55/18.25		395,16
7	(36) Poell Ravi	NED	-19 M	5,50/49		88,71

Senior 1 Ladies Slalom Results

Homologation: Record capability

Bib	Name	Country	Categ.	Preliminary	Final	Overall
1	(45) Klimmeck Susanne	GER	Se1 F	5,00/46	1,00/55/13.00	1000,00
2	(28) Gogola Anna	POL	Se1 F	2,50/55/18.25	5,00/55/18.25	674,42
3	(25) Kohnova Romana	CZE	Se1 F	2,50/55/18.25	5,25/49	616,28

Senior 1 Men Slalom Results

Homologation: Record capability

Bib	Name	Country	Categ.	Preliminary	Final	Overall
1	(47) Pieczonka Bartosz	POL	Se1 M	4,00/55/14.25	0,00/55/11.25	1000,00
2	(43) Olsavsky Stefan	SVK	Se1 M	1,00/55/12.00	5,00/55/12.00	979,17
3	(58) Roemer Stephan	GER	Se1 M	0,00/55/11.25	2,25/55/12.00	1000,00
4	(46) Barop Gotz	*GER	Se1 M	1,00/55/14.25	1,00/55/12.00	895,83
5	(62) Senge Robin	GER	Se1 M	2,00/55/13.00	3,00/55/14.25	791,67
6	(49) Hilkert Christian	GER	Se1 M	5,00/55/18.25		479,17
6	(50) Kobes Gerard	NED	Se1 M	5,00/55/18.25		479,17

Senior 2 Men Slalom Results

Homologation: Record capability

Bib	Name	Country	Categ.	Preliminary	Final	Overall
1	(61) Cohen Oren	ISR	Se2 M	0,00/55/13.00	0,50/55/13.00	1000,00
2	(63) Hillenbrand Andreas	GER	Se2 M	2,50/55/14.25	3,00/55/14.25	904,11
3	(72) Moverman Moshe Alon	ISR	Se2 M	0,00/55/14.25	1,50/55/14.25	863,01
4	(64) Drewiczewski Dariusz	POL	Se2 M	3,00/55/18.25	1,00/55/16.00	684,93
5	(54) Rabe Jan	*GER	Se2 M	4,50/55/18.25	5,00/55/18.25	630,14
6	(66) Krzywicki Mariusz	POL	Se2 M	2,50/55/18.25		561,64
7	(65) Drewiczewski Jaroslaw	POL	Se2 M	1,50/52		369,86
8	(59) Hamblin Steven	GBR	Se2 M	4,50/46		123,29

Junior Girls under 15 Tricks Results

Homologation: Record capability

Bib	Name	Country	Categ.	Preliminary	Final	Overall
1	(14) Buhl Alina	AUT	-15 F	3530	3560	1000,00
2	(4) Vaskova Sara	SVK	-15 F	2420	2860	803,37
3	(26) Zamykal Lena	POL	-15 F	1990	2020	567,42
4	(6) Drewiczewska Lena	POL	-15 F	2010	1950	564,61
5	(8) Witek Roksana	POL	-15 F	1820	1820	511,24
6	(9) Miserok Clara	GER	-15 F	1800		505,62
7	(21) Miserok Nina	GER	-15 F	1620		455,06
8	(12) Ivanova Bilyana	GER	-15 F	1250		351,12
8	(11) Olejnik Zofia	POL	-15 F	1250		351,12

Junior Boys under 15 Tricks Results

Homologation: Record capability

Bib	Name	Country	Categ.	Preliminary	Final	Overall
1	(29) Huber Jakob	GER	-15 M	4400	5170	1000,00
2	(41) Drewiczewski Jakub	POL	-15 M	4310	4950	957,45
3	(57) Strohmeyer Fynn	GER	-15 M	5150	4740	996,13
4	(60) Domaszewski Oskar	POL	-15 M	1440	1420	278,53
5	(67) Redzepovic Oliver	SVK	-15 M	400	400	77,37
6	(32) Lengsfeld Simon	GER	-15 M	0		

Junior Girls under 19 Tricks Results

Homologation: Record capability

Bib	Name	Country	Categ.	Preliminary	Final	Overall
1	(7) Finckh Lara	GER	-19 F	3500	3500	1000,00
2	(22) Bartoszewska Ewa	POL	-19 F	3250	3310	945,71
3	(31) Baumgardt Phoenix	GER	-19 F	2450	3210	917,14
4	(2) Bauer Leni	*GER	-19 F	2550	3040	868,57
5	(56) Gotz Paula	GER	-19 F	2020	2440	697,14
6	(19) Pokorna Ella	SVK	-19 F	2260	2390	682,86
7	(30) Csokasova Zuzana	SVK	-19 F	2280	2280	651,43
8	(23) Koszycka Gabriela	POL	-19 F	2190	1920	625,71
9	(17) Szumanska Emilia	POL	-19 F	1390		397,14
10	(5) Strbakova Alexandra	SVK	-19 F	910		260,00
11	(24) Muller Lara	GER	-19 F	860		245,71
12	(1) Van Gool Emma	NED	-19 F	200		57,14
13	(13) Cyl Dominika	POL	-19 F	0		

Junior Boys under 19 Tricks Results

Homologation: Record capability

Bib	Name	Country	Categ.	Preliminary	Final	Overall
1	(53) Strohmeyer Kay	GER	-19 M	6390	6670	1000,00
2	(69) Szumanski Ksawery	POL	-19 M	4470	5020	752,62
3	(20) Bauer Luis	GER	-19 M	3600	4350	652,17
4	(39) Sablatura Bohus	SVK	-19 M	3600	3600	539,73
5	(36) Poell Ravi	NED	-19 M	2160	2150	323,84
6	(35) Exell James	NED	-19 M	200		29,99
7	(37) Ochotnický Viliam	SVK	-19 M	DNS		

Senior 1 Ladies Tricks Results

Homologation: Record capability

Bib	Name	Country	Categ.	Preliminary	Final	Overall
1	(25) Kohnova Romana	CZE	Se1 F	1170	1830	1000,00
2	(45) Klimmeck Susanne	GER	Se1 F	1540	1650	901,64
3	(28) Gogola Anna	POL	Se1 F	1630	1600	890,71

Senior 1 Men Tricks Results

Homologation: Record capability

Bib	Name	Country	Categ.	Preliminary	Final	Overall
1	(47) Pieczonka Bartosz	POL	Se1 M	4730	5250	1000,00
2	(58) Roemer Stephan	GER	Se1 M	4000	3940	761,90
3	(62) Senge Robin	GER	Se1 M	2950	3590	683,81
4	(49) Hilkert Christian	GER	Se1 M	2350	2870	546,67
5	(50) Kobes Gerard	NED	Se1 M	1220	1630	310,48

Senior 2 Men Tricks Results

Homologation: Record capability

Bib	Name	Country	Categ.	Preliminary	Final	Overall
1	(64) Drewiczewski Dariusz	POL	Se2 M	1450	1910	1000,00
2	(63) Hillenbrand Andreas	GER	Se2 M	1850	1820	968,59
3	(71) Gilboa Eliezer	ISR	Se2 M	1170	1800	942,41
4	(65) Drewiczewski Jaroslaw	POL	Se2 M	1430	1580	827,23
5	(66) Krzywicki Mariusz	POL	Se2 M	610	610	319,37
6	(54) Rabe Jan	*GER	Se2 M	500		261,78
7	(59) Hamblin Steven	GBR	Se2 M	360		188,48

Junior Girls under 15 Jump Results

Homologation: Record capability

Bib	Name	Country	Categ.	Preliminary	Final	Overall
1	(8) Witek Roksana	POL	-15 F	30,8m	33,2m	1000,00
2	(11) Olejnik Zofia	POL	-15 F	30,9m	31,9m	960,84
3	(14) Buhl Alina	AUT	-15 F	29,2m	31,4m	945,78
4	(21) Miserok Nina	GER	-15 F	29,7m	30,8m	927,71
5	(9) Miserok Clara	GER	-15 F	26,3m	28,2m	849,40
6	(26) Zamykal Lena	POL	-15 F	22,7m		683,73
7	(12) Ivanova Bilyana	GER	-15 F	19,4m		584,34
8	(4) Vaskova Sara	SVK	-15 F	16,8m		506,02

Junior Boys under 15 Jump Results

Homologation: Record capability

Bib	Name	Country	Categ.	Preliminary	Final	Overall
1	(57) Strohmeyer Fynn	GER	-15 M	44,9m	45,8m	1000,00
2	(41) Drewiczewski Jakub	POL	-15 M	37,2m	39,5m	862,45
3	(29) Huber Jakob	GER	-15 M	38,4m	37,6m	838,43
4	(60) Domaszewski Oskar	POL	-15 M	30,9m	32,7m	713,97
5	(32) Lengsfeld Simon	GER	-15 M	29,7m	30,7m	670,31

Junior Girls under 19 Jump Results

Homologation: Record capability

Bib	Name	Country	Categ.	Preliminary	Final	Overall
1	(19) Pokorna Ella	SVK	-19 F	37,3m	37,8m	1000,00
2	(13) Cyl Dominika	POL	-19 F	37,2m	37,8m (Tie break: 38,0m)	1000,00
3	(56) Gotz Paula	GER	-19 F	33,7m	36,1m (Tie break: 37,2m)	948,17
4	(30) Csokasova Zuzana	SVK	-19 F	32,7m	33,9m	881,10
5	(22) Bartoszewska Ewa	POL	-19 F	34,2m	33,2m	890,24
6	(23) Koszycka Gabriela	POL	-19 F	32,5m		838,41
7	(7) Finckh Lara	GER	-19 F	31,3m		801,83
8	(24) Muller Lara	GER	-19 F	25,7m		631,10
9	(17) Szumanska Emilia	POL	-19 F	24,7m		600,61
10	(1) Van Gool Emma	NED	-19 F	20,5m		472,56
11	(5) Strbakova Alexandra	SVK	-19 F	DNS		

Junior Boys under 19 Jump Results

Homologation: Record capability

Bib	Name	Country	Categ.	Preliminary	Final	Overall
1	(53) Strohmeyer Kay	GER	-19 M	56,5m	52,8m	1000,00
2	(69) Szumanski Ksawery	POL	-19 M	36,1m	41,4m	675,27
3	(70) Quigley Nils	*GER	-19 M	37,5m	40,1m	647,31
4	(40) Muller Rodney	*GER	-19 M	37,5m	39,4m	632,26
5	(36) Poell Ravi	NED	-19 M	33,2m	34,0m	516,13





Senior 1 Ladies Jump Results

Homologation: Record capability

Bib	Name	Country	Categ.	Preliminary	Final	Overall
1	(28) Gogola Anna	POL	Se1 F	33,2m	30,6m	1000,00
2	(25) Kohnova Romana	CZE	Se1 F	28,8m	28,5m	843,97
3	(45) Klimmeck Susanne	GER	Se1 F	28,0m	26,5m	815,60






Senior 1 Men Jump Results

Homologation: Record capability









Bib	Name	Country	Categ.	Preliminary	Final	Overall
1 (62)	Senge Robin	GER 	Se1 M	54,7m	50,9m	1000,00
2 (47)	Pieczonka Bartosz	POL 	Se1 M	43,1m	40,9m	740,49
3 (50)	Kobes Gerard	NED 	Se1 M	32,1m	32,7m	507,83
4 (49)	Hilkert Christian	GER 	Se1 M	19,4m	21,4m	255,03

Senior 2 Men Jump Results





Homologation: Record capability

Bib	Name	Country	Categ.	Preliminary	Final	Overall
1 (63)	Hillenbrand Andreas	GER 	Se2 M	35,3m	38,9m	1000,00
2 (59)	Hamblyn Steven	GBR 	Se2 M	25,7m	27,4m	660,77
3 (65)	Drewiczewski Jaroslaw	POL 	Se2 M	24,7m	26,5m	634,22
4 (54)	Rabe Jan	*GER 	Se2 M	17,8m	21,7m	492,63
5 (66)	Krzywicki Mariusz	POL 	Se2 M	14,9m	14,9m	292,04









Junior Girls under 15 Overall Results

Bib	Name	Country	Categ.	Slalom	Tricks	Jump	Overall
1 (21)	Miserok Nina	GER 	-15 F	1000,00	455,06	927,71	2382,77
2 (11)	Olejnik Zofia	POL 	-15 F	960,78	351,12	960,84	2272,74
3 (4)	Vaskova Sara	SVK 	-15 F	960,78	803,37	506,02	2270,17
4 (9)	Miserok Clara	GER 	-15 F	784,31	505,62	849,40	2139,33
5 (14)	Buhl Alina	AUT 	-15 F	44,12	1000,00	945,78	1989,90
6 (26)	Zamykal Lena	POL 	-15 F	686,27	567,42	683,73	1937,42
7 (8)	Witek Roksana	POL 	-15 F	401,96	511,24	1000,00	1913,20
8 (12)	Ivanova Bilyana	GER 	-15 F	921,57	351,12	584,34	1857,03




Junior Boys under 15 Overall Results

Bib	Name	Country	Categ.	Slalom	Tricks	Jump	Overall
1 (57)	Strohmeier Fynn	GER 	-15 M	956,14	996,13	1000,00	2952,27
2 (41)	Drewiczewski Jakub	POL 	-15 M	877,19	957,45	862,45	2697,09
3 (29)	Huber Jakob	GER 	-15 M	87,72	1000,00	838,43	1926,15
4 (60)	Domaszewski Oskar	POL 	-15 M	614,04	278,53	713,97	1606,54




Junior Girls under 19 Overall Results

Bib	Name	Country	Categ.	Slalom	Tricks	Jump	Overall
1 (19)	Pokorna Ella	SVK 	-19 F	890,91	682,86	1000,00	2573,77
2 (56)	Gotz Paula	GER 	-19 F	800,00	697,14	948,17	2445,31
3 (7)	Finckh Lara	GER 	-19 F	618,18	1000,00	801,83	2420,01
4 (30)	Csokasova Zuzana	SVK 	-19 F	627,27	651,43	881,10	2159,80
5 (23)	Koszycka Gabriela	POL 	-19 F	500,00	625,71	838,41	1964,12
6 (17)	Szumanska Emilia	POL 	-19 F	854,55	397,14	600,61	1852,30
7 (24)	Muller Lara	GER 	-19 F	790,91	245,71	631,10	1667,72
8 (1)	Van Gool Emma	NED 	-19 F	663,64	57,14	472,56	1193,34





Junior Boys under 19 Overall Results

Bib	Name	Country	Categ.	Slalom	Tricks	Jump	Overall
1 (53)	Strohmeier Kay	GER 	-19 M	1000,00	1000,00	1000,00	3000,00
2 (69)	Szumanski Ksawery	POL 	-19 M	838,71	752,62	675,27	2266,60
3 (36)	Poell Ravi	NED 	-19 M	88,71	323,84	516,13	928,68






Senior 1 Ladies Overall Results

Bib	Name	Country	Categ.	Slalom	Tricks	Jump	Overall
1 (45)	Klimmeck Susanne	GER 	Se1 F	1000,00	901,64	815,60	2717,24
2 (28)	Gogola Anna	POL 	Se1 F	674,42	890,71	1000,00	2565,13
3 (25)	Kohnova Romana	CZE 	Se1 F	616,28	1000,00	843,97	2460,25

Senior 1 Men Overall Results

Bib	Name	Country	Categ.	Slalom	Tricks	Jump	Overall
1 (47)	Pieczonka Bartosz	POL 	Se1 M	1000,00	1000,00	740,49	2740,49
2 (62)	Senge Robin	GER 	Se1 M	791,67	683,81	1000,00	2475,48
3 (50)	Kobes Gerard	NED 	Se1 M	479,17	310,48	507,83	1297,48
4 (49)	Hilkert Christian	GER 	Se1 M	479,17	546,67	255,03	1280,87

Senior 2 Men Overall Results

Bib	Name	Country	Categ.	Slalom	Tricks	Jump	Overall
1 (63)	Hillenbrand Andreas	GER 	Se2 M	904,11	968,59	1000,00	2872,70
2 (65)	Drewiczewski Jaroslaw	POL 	Se2 M	369,86	827,23	634,22	1831,31
3 (54)	Rabe Jan	*GER 	Se2 M	630,14	261,78	492,63	1384,55
4 (66)	Krzywicki Mariusz	POL 	Se2 M	561,64	319,37	292,04	1173,05
5 (59)	Hamblin Steven	GBR 	Se2 M	123,29	188,48	660,77	972,54

Chief Judge
Pitz JuergenHomologator
Mos MichalScorer
Oborski Konrad