










Junior Girls under 15 Slalom Results

Homologation: Who-beats-who international

	Name	Country	Categ.	Preliminary	Final	Overall
1	Olejnik Zofia	*POL 	-15 F	3,00/55/18.25	3,00/55/18.25	1000,00
2	Zuk Maja	*POL 	-15 F	5,00/52	4,50/52	897,44
3	Witek Roksana	*POL 	-15 F	4,00/46	5,00/46	589,74




Junior Boys under 15 Slalom Results

Homologation: Who-beats-who international

	Name	Country	Categ.	Preliminary	Final	Overall
1	Drewiczewski Jakub	*POL 	-15 M	5,00/58/18.25	5,00/58/18.25	1000,00
2	Pokorny Ronald	*SVK 	-15 M	5,00/58/18.25	0,50/58/18.25	1000,00
3	Mikulski Emil	*POL 	-15 M	2,00/55/18.25	5,00/55/18.25	853,66
4	Zielinski Filip	*POL 	-15 M	3,00/52	4,25/46	658,54
5	Domaszewski Oskar	*POL 	-15 M	5,00/37	4,00/37	
6	Brzezinski Igor	*POL 	-15 M	(Tie break: 5,00/46) 5,00/37		
				(Tie break: 4,50/40)		





Junior Girls under 19 Slalom Results

Homologation: Who-beats-who international

	Name	Country	Categ.	Preliminary	Final	Overall
1	Szumanska Emilia	*POL 	-19 F	5,00/55/14.25	1,50/55/13.00	1000,00
2	Pokorna Ella	*SVK 	-19 F	5,50/55/16.00	5,00/55/14.25	949,49
3	Bartoszewska Ewa	*POL 	-19 F	4,50/52	2,25/49	575,76






Junior Boys under 19 Slalom Results

Homologation: Who-beats-who international

	Name	Country	Categ.	Preliminary	Final	Overall
1	Szumanski Ksawery	*POL 	-19 M	5,00/58/14.25	5,50/58/14.25	1000,00
2	Ochotnicki Alexander	*SVK 	-19 M	5,25/58/18.25	4,50/58/18.25	742,11
3	Wycisk Mateusz	*POL 	-19 M	4,25/58/18.25	3,00/58/18.25	721,05
4	Witek Wiktor	*POL 	-19 M	3,25/46	4,00/46	84,21







Open Ladies Slalom Results

Homologation: Who-beats-who international

	Name	Country	Categ.	Preliminary	Final	Overall
1	Borikova Karin	*SVK 	Ope F	4,50/55/13.00	4,00/55/13.00	1000,00
2	Polkowska Zuzanna	*POL 	Ope F	2,00/55/13.00	5,00/55/14.25	946,24
3	Janik Oliwia	*POL 	Ope F	4,00/55/18.25	3,50/55/16.00	720,43
4	Jaroszewska Izabela	*POL 	Ope F	5,50/52	3,00/55/16.00	709,68
5	Gogola Anna	*POL 	Ope F	2,50/52	3,00/52	64,52


Open Men Slalom Results

Homologation: Who-beats-who international

	Name	Country	Categ.	Preliminary	Final	Overall
1	Vasko Daniel	*SVK 	Ope M	5,00/58/14.25	5,00/58/11.25	991,60
2	Zambory Tobias	*SVK 	Ope M	2,00/58/12.00	1,00/58/11.25	924,37
3	Kazek Dawid	*POL 	Ope M	5,50/58/11.25	3,00/58/12.00	1000,00
4	Siedlarski Jakub	*POL 	Ope M	5,00/55/18.25	6,00/58/14.25	705,88
5	Pieczonka Bartosz	*POL 	Ope M	(Tie break: 6,00/58/14.25) 2,00/58/12.00	3,50/58/16.00	840,34
6	Saxa Samuel	*SVK 	Ope M	5,00/55/18.25		84,03
				(Tie break: 5,50/58/14.25)		




Senior 1 Men Slalom Results

Homologation: Who-beats-who international

	Name	Country	Categ.	Preliminary	Final	Overall
1	Kedrak Michal	*POL 	Se1 M	5,50/37	5,00/52	1000,00






Junior Girls under 15 Tricks Results

Homologation: Who-beats-who international

	Name	Country	Categ.	Preliminary	Final	Overall
1	Drewiczewska Lena	*POL 	-15 F	1600	2000	1000,00
2	Witek Roksana	*POL 	-15 F	1750	1930	965,00
3	Olejniki Zofia	*POL 	-15 F	1030	1390	695,00

Junior Boys under 15 Tricks Results

Homologation: Who-beats-who international

	Name	Country	Categ.	Preliminary	Final	Overall
1	Pokorny Ronald	*SVK 	-15 M	3700	3700	1000,00
2	Drewiczewski Jakub	*POL 	-15 M	2410	2910	786,49
3	Domaszewski Oskar	*POL 	-15 M	1450	1640	443,24
4	Zielinski Filip	*POL 	-15 M	790	1100	297,30
5	Brzezinski Igor	*POL 	-15 M	670	610	181,08




Junior Girls under 19 Tricks Results

Homologation: Who-beats-who international

	Name	Country	Categ.	Preliminary	Final	Overall
1	Bartoszewska Ewa	*POL 	-19 F	2770	3100	1000,00
2	Szumanska Emilia	*POL 	-19 F	2280	2380	767,74
3	Koszycka Gabriela	*POL 	-19 F	2000	2190	706,45
4	Pokorna Ella	*SVK 	-19 F	1210	1820	587,10






Junior Boys under 19 Tricks Results

Homologation: Who-beats-who international

	Name	Country	Categ.	Preliminary	Final	Overall
1	Szumanski Ksawery	*POL 	-19 M	3770	5020	1000,00
2	Wycisk Mateusz	*POL 	-19 M	3030	2960	603,59
3	Ochotnicki Alexander	*SVK 	-19 M	2620	2510	521,91
4	Witek Wiktor	*POL 	-19 M	1770	2470	492,03






Open Ladies Tricks Results

Homologation: Who-beats-who international

	Name	Country	Categ.	Preliminary	Final	Overall
1	Borikova Karin	*SVK 	Ope F	2220	3370	1000,00
2	Polkowska Zuzanna	*POL 	Ope F	1670	1800	534,12
3	Janik Oliwia	*POL 	Ope F	1210	1670	495,55
4	Gogola Anna	*POL 	Ope F	900	1590	471,81
5	Jaroszewska Izabela	*POL 	Ope F	670		198,81


Open Men Tricks Results

Homologation: Who-beats-who international

	Name	Country	Categ.	Preliminary	Final	Overall
1	Kazek Dawid	*POL 	Ope M	6260	5620	1000,00
2	Pieczonka Bartosz	*POL 	Ope M	4730	5530	883,39
3	Vasko Daniel	*SVK 	Ope M	5020	5310	848,24
4	Siedlarski Jakub	*POL 	Ope M	3060	4920	785,94
5	Zambory Tobias	*SVK 	Ope M	3910	2770	624,60



Senior 1 Men Tricks Results

Homologation: Who-beats-who international

	Name	Country	Categ.	Preliminary	Final	Overall
1	Kedrak Michal	*POL 	Se1 M	1990	1470	1000,00





Junior Girls under 15 Jump Results

Homologation: Who-beats-who international

	Name	Country	Categ.	Preliminary	Final	Overall
1	Witek Roksana	*POL 	-15 F	21,9m	22,5m	929,75
2	Olejniak Zofia	*POL 	-15 F	24,2m	20,6m	1000,00





Junior Boys under 15 Jump Results

Homologation: Who-beats-who international

	Name	Country	Categ.	Preliminary	Final	Overall
1	Pokorny Ronald	*SVK 	-15 M	37,0m	38,4m	1000,00
2	Drewiczewski Jakub	*POL 	-15 M	35,0m	31,1m	911,46
3	Domaszewski Oskar	*POL 	-15 M	27,0m	23,9m	703,12
4	Zielinski Filip	*POL 	-15 M	16,5m	13,0m	429,69




Junior Girls under 19 Jump Results

Homologation: Who-beats-who international

	Name	Country	Categ.	Preliminary	Final	Overall
1	Koszycka Gabriela	*POL 	-19 F	32,1m	30,1m	950,88
2	Pokorna Ella	*SVK 	-19 F	33,5m	29,0m	1000,00
3	Bartoszewska Ewa	*POL 	-19 F	27,2m	28,8m	835,09
4	Szumanska Emilia	*POL 	-19 F	19,8m	18,5m	519,30






Junior Boys under 19 Jump Results

Homologation: Who-beats-who international

	Name	Country	Categ.	Preliminary	Final	Overall
1	Ochotnicki Alexander	*SVK 	-19 M	46,3m	41,4m	1000,00
2	Wycisk Mateusz	*POL 	-19 M	43,4m	38,4m	920,11
3	Szumanski Ksawery	*POL 	-19 M	33,0m	31,6m	633,61





Open Ladies Jump Results

Homologation: Who-beats-who international



	Name	Country	Categ.	Preliminary	Final	Overall
1	Polkowska Zuzanna	*POL 	Ope F	35,6m	35,2m	1000,00
2	Borikova Karin	*SVK 	Ope F	33,5m	33,6m	921,88
3	Janik Oliwia	*POL 	Ope F	32,7m	29,5m	886,72
4	Gogola Anna	*POL 	Ope F	30,1m	28,1m	785,16
5	Jaroszewska Izabela	*POL 	Ope F	21,5m	24,3m	558,59

Open Men Jump Results





Homologation: Who-beats-who international

	Name	Country	Categ.	Preliminary	Final	Overall
1	Siedlarski Jakub	*POL 	Ope M	55,4m	55,0m	980,58
2	Zambory Tobias	*SVK 	Ope M	56,2m	53,7m	1000,00
3	Vasko Daniel	*SVK 	Ope M	52,0m	52,6m	912,62
4	Pieczonka Bartosz	*POL 	Ope M	42,2m	43,3m	686,89


Junior Girls under 15 Overall Results

	Name	Country	Categ.	Slalom	Tricks	Jump	Overall
1	Olejnik Zofia	*POL 	-15 F	1000,00	695,00	1000,00	2695,00
2	Witek Roksana	*POL 	-15 F	589,74	965,00	929,75	2484,49




Junior Boys under 15 Overall Results

	Name	Country	Categ.	Slalom	Tricks	Jump	Overall
1	Pokorny Ronald	*SVK 	-15 M	1000,00	1000,00	1000,00	3000,00
2	Drewiczewski Jakub	*POL 	-15 M	1000,00	786,49	911,46	2697,95
3	Zielinski Filip	*POL 	-15 M	658,54	297,30	429,69	1385,53
4	Domaszewski Oskar	*POL 	-15 M	0,00	443,24	703,12	1146,36






Junior Girls under 19 Overall Results

	Name	Country	Categ.	Slalom	Tricks	Jump	Overall
1	Pokorna Ella	*SVK 	-19 F	949,49	587,10	1000,00	2536,59
2	Bartoszewska Ewa	*POL 	-19 F	575,76	1000,00	835,09	2410,85
3	Szumanska Emilia	*POL 	-19 F	1000,00	767,74	519,30	2287,04





Junior Boys under 19 Overall Results

	Name	Country	Categ.	Slalom	Tricks	Jump	Overall
1	Szumanski Ksawery	*POL 	-19 M	1000,00	1000,00	633,61	2633,61
2	Ochotnicki Alexander	*SVK 	-19 M	742,11	521,91	1000,00	2264,02
3	Wycisk Mateusz	*POL 	-19 M	721,05	603,59	920,11	2244,75

Open Ladies Overall Results

	Name	Country	Categ.	Slalom	Tricks	Jump	Overall
1	Borikova Karin	*SVK 	Ope F	1000,00	1000,00	921,88	2921,88
2	Polkowska Zuzanna	*POL 	Ope F	946,24	534,12	1000,00	2480,36
3	Janik Oliwia	*POL 	Ope F	720,43	495,55	886,72	2102,70
4	Jaroszewska Izabela	*POL 	Ope F	709,68	198,81	558,59	1467,08
5	Gogola Anna	*POL 	Ope F	64,52	471,81	785,16	1321,49

Open Men Overall Results

	Name	Country	Categ.	Slalom	Tricks	Jump	Overall
1	Vasko Daniel	*SVK 	Ope M	991,60	848,24	912,62	2752,46
2	Zambory Tobias	*SVK 	Ope M	924,37	624,60	1000,00	2548,97
3	Siedlarski Jakub	*POL 	Ope M	705,88	785,94	980,58	2472,40
4	Pieczonka Bartosz	*POL 	Ope M	840,34	883,39	686,89	2410,62

Chief Judge
Bedner Waldemar

Homologator
Mos Michal

Scorer
Oborski Konrad