

**Junior Girls under 15 Slalom Results**

Homologation: Record capability

Bib	Name	Country	Preliminary Round	Final	Overall
1 (80)	SZUMANSKA Emilia	POL	4,50/55/18.25	2,00/55/14.25	1000,00
2 (20)	VASKOVA Sara	SVK	1,50/55/14.25	1,00/55/14.25	990,00
3 (41)	MISEROK Clara	GER	5,50/55/18.25	3,00/55/16.00	900,00
4 (19)	STRBAKOVA Alexandra	SVK	2,50/55/18.25	5,00/55/18.25	820,00
5 (87)	GOOL, VAN Emma	NED	5,50/52	5,50/52	710,00
6 (70)	CYL Dominika	POL	4,00/52		680,00
7 (42)	MISEROK Nina	*GER	2,00/52		640,00
8 (33)	GOTZ Paula	GER	3,50/40		70,00

**Junior Boys under 15 Slalom Results**

Homologation: Record capability

Bib	Name	Country	Preliminary Round	Final	Overall
1 (14)	ELIAS Adrian	SVK	0,00/58/13.00	2,00/58/13.00	1000,00
2 (17)	POKORNY Ronald	SVK	5,00/58/14.25	3,50/58/14.25	946,43
3 (50)	STROHMEYER Fynn	GER	3,50/58/14.25	5,50/58/16.00	919,64
4 (36)	HUBER Jakob	GER	1,00/58/14.25	5,00/58/16.00	875,00
5 (79)	KLUKOWSKI Kacper	POL	4,00/58/18.25	4,50/58/16.00	830,36
6 (45)	PILGRAM Anuk	*GER	3,00/58/16.00	4,00/58/18.25	803,57
7 (75)	DREWICZEWSKI Jakub	POL	5,00/55/18.25	4,00/58/18.25	714,29
8 (40)	LENGSFELD Simon	*GER	3,00/58/18.25	5,00/55/18.25	696,43
9 (92)	POELL Ravi	NED	4,00/55/18.25		607,14
10 (31)	BAUER Luis	GER	3,50/43		62,50
11 (84)	EXELL James	NED	1,50/43		26,79
11 (44)	PEPPERSACK Louis	*GER	1,50/43		26,79
13 (39)	LENGSFELD Robert	GER	1,00/43		17,86

**Junior Girls under 19 Slalom Results**

Homologation: Record capability

Bib	Name	Country	Preliminary Round	Final	Overall
1 (32)	BAUMGARDT Phoenix	GER	4,00/55/12.00	1,50/55/11.25	1000,00
2 (16)	POKORNA Ella	SVK	1,00/55/12.00	2,25/55/12.00	914,63
3 (18)	DOBJEVITCH Elizaveta	ISR	1,00/55/13.00	1,00/55/13.00	796,75
4 (30)	BAUER Leni	GER	2,50/55/13.00	5,00/55/14.25	821,14
5 (12)	CSOKASOVA Zuzana	SVK	5,00/55/16.00	3,00/55/16.00	666,67
6 (69)	BARTOSZEWSKA Ewa	POL	2,50/55/18.25		528,46
6 (77)	JANIK Oliwia	POL	2,50/55/18.25		528,46
8 (64)	KOSZYCKA Gabriela	POL	3,50/46		56,91




**Junior Boys under 19 Slalom Results**

Homologation: Record capability

Bib	Name	Country	Preliminary Round	Final	Overall
1 (7)	LEV Yam	ISR	2,00/58/10.75	6,00/58/12.00	992,70
2 (51)	STROHMEYER Kay	GER	2,50/58/10.75	4,50/58/12.00	1000,00
3 (34)	HASCH Marvin	GER	1,50/58/12.00	4,50/58/12.00	854,01
4 (21)	VRAZEL Dominik	SVK	4,00/58/13.00	2,00/58/12.00	817,52
5 (43)	MULLER Carlo	GER	1,00/58/11.25	5,00/58/13.00	890,51
6 (15)	OCHOTNICKY Alexander	SVK	4,00/58/13.00	3,50/58/14.25	759,12
7 (23)	ZAMBORY Tobias	SVK	3,50/58/13.00		751,82
8 (58)	ARMAS SEGOVIA Alejandro	*ESP	5,00/58/14.25		686,13
9 (81)	SZUMANSKI Sawery	POL	3,50/58/16.00		576,64
10 (82)	WYCISK Mateusz	POL	4,25/58/18.25		500,00
11 (46)	QUIGLEY Nils	GER	2,50/58/18.25		474,45















### Senior 1 Ladies Slalom Results

Homologation: Record capability

Bib	Name	Country	Preliminary Round	Final	Overall
1 (71)	TRIGGELIS Sigita	*LTU 	3,25/55/16.00	1,50/55/14.25	1000,00
2 (37)	KLIMMECK Susanne	GER 	5,50/46	5,00/55/16.00	933,33
3 (111)	KOHOVA Romana	CZE 	3,00/55/18.25	4,00/55/18.25	746,67










### Senior 1 Men Slalom Results

Homologation: Record capability

Bib	Name	Country	Preliminary Round	Final	Overall
1 (10)	TZDAKA Moshe	ISR 	6,00/55/11.25	6,00/55/10.75	1000,00
2 (48)	ROEMER Stephan	GER 	3,00/55/10.75	3,00/55/10.75	950,00
3 (3)	MOVERMAN Moshe Alon	ISR 	4,50/55/12.00	4,50/55/11.25	875,00
4 (54)	MAGANA Fabrice	FRA 	1,00/55/11.25	1,00/55/11.25	816,67
5 (1)	COHEN Oren	ISR 	2,50/55/12.00	4,50/55/12.00	775,00
6 (72)	HILLENBRAND Andreas	GER 	0,50/55/12.00	3,00/55/12.00	750,00
7 (83)	ERENDS Martin	NED 	2,50/55/11.25	2,00/55/12.00	841,67
8 (90)	LAVRIJSEN Rico	NED 	1,50/55/11.25	1,50/55/12.00	825,00
9 (89)	KOBES Gerard	NED 	5,00/55/14.25		583,33
10 (59)	CHERUBINI APENELA Piero	*ESP 	4,00/55/14.25		566,67
11 (35)	HILKERT Christian	GER 	4,00/55/18.25		366,67
12 (78)	KEDRAK Michal	POL 	3,00/55/18.25		350,00
13 (94)	MARSTON Stuart	GBR 	2,50/55/18.25		341,67
14 (74)	DREWICZEWSKI Dariusz	POL 	2,50/49		41,67

### Senior 2 Men Slalom Results

Homologation: Record capability

Bib	Name	Country	Preliminary Round	Final	Overall
1 (57)	ARMASLANGHEINRICH Daniel	*ESP 	1,50/55/14.25	3,00/55/13.00	1000,00
2 (95)	FARLEY Aaron	GBR 	2,00/55/13.00	2,50/55/13.00	987,18
3 (38)	KOENIG Gunther	*GER 	3,00/55/18.25	5,00/55/18.25	589,74
4 (47)	RABE Jan	GER 	4,00/55/18.25	3,00/55/18.25	564,10
5 (53)	LEIJER, DE Joost	NED 	4,00/52	4,50/52	423,08
6 (56)	MAGANA Gerard	*FRA 	2,00/52		358,97
7 (76)	DREWICZEWSKI Jaroslaw	POL 	5,00/46		128,21
7 (49)	SCHNUGG Roland	*GER 	5,00/46		128,21
9 (96)	HAMBLIN Steven	GBR 	4,00/46		102,56












### Junior Girls under 15 Tricks Results

Homologation: Record capability

Bib	Name	Country	Preliminary Round	Final	Overall
1 (33)	GOTZ Paula	GER 	2140	1890	1000,00
2 (80)	SZUMANSKA Emilia	POL 	1460	1880	878,50
3 (20)	VASKOVA Sara	SVK 	1480	1870	873,83
4 (42)	MISEROK Nina	*GER 	1020	1190	556,07
5 (41)	MISEROK Clara	GER 	1080	1150	537,38
6 (19)	STRBAKOVA Alexandra	SVK 	990		462,62
7 (70)	CYL Dominika	POL 	920		429,91

**Junior Boys under 15 Tricks Results**

Homologation: Record capability

Bib	Name	Country	Preliminary Round	Final	Overall
1	(14) ELIAS Adrian	SVK 	4610	5300	1000,00
2	(17) POKORNY Ronald	SVK 	3600	4540	856,60
3	(36) HUBER Jakob	GER 	3690	3880	732,08
4	(50) STROHMEYER Fynn	GER 	3290	3600	679,25
5	(45) PILGRAM Anuk	*GER 	3010	2850	567,92
6	(79) KLUKOWSKI Kacper	POL 	2250	1550	424,53
7	(31) BAUER Luis	GER 	1990		375,47
8	(75) DREWICZEWSKI Jakub	POL 	1420		267,92
9	(39) LENGSELD Robert	GER 	1210		228,30
10	(44) PEPPERSACK Louis	*GER 	850		160,38
11	(40) LENGSELD Simon	*GER 	400		75,47

**Junior Girls under 19 Tricks Results**

Homologation: Record capability

Bib	Name	Country	Preliminary Round	Final	Overall
1	(64) KOSZYCKA Gabriela	POL 	2630	2830	1000,00
2	(18) DOBJEVITCH Elizaveta	ISR 	2220	2550	901,06
3	(30) BAUER Leni	GER 	1810	2160	763,25
4	(69) BARTOSZEWSKA Ewa	POL 	2050	2070	731,45
5	(12) CSOKASOVA Zuzana	SVK 	2030	2030	717,31
6	(16) POKORNA Ella	SVK 	1580		558,30
7	(77) JANIK Oliwia	POL 	1130		399,29
8	(32) BAUMGARDT Phoenix	GER 	1090		385,16

**Junior Boys under 19 Tricks Results**

Homologation: Record capability

Bib	Name	Country	Preliminary Round	Final	Overall
1	(81) SZUMANSKI Ksawery	POL 	4670	4670	1000,00
2	(23) ZAMBORY Tobias	SVK 	3850	4600	985,01
3	(82) WYCISK Mateusz	POL 	3770	3770	807,28
4	(51) STROHMEYER Kay	GER 	3350	3350	717,34
5	(15) OCHOTNICKY Alexander	SVK 	2920	2920	625,27
6	(34) HASCH Marvin	GER 	2560		548,18
7	(43) MULLER Carlo	GER 	2100		449,68
8	(46) QUIGLEY Nils	GER 	710		152,03











**Senior 1 Ladies Tricks Results**

Homologation: Record capability

Bib	Name	Country	Preliminary Round	Final	Overall
1	(37) KLIMMECK Susanne	GER 	1900	1900	954,77
2	(71) TRIGGELIS Sigita	*LTU 	1990	1790	1000,00
3	(111) KOHNOVA Romana	CZE 	1720	1650	864,32










**Senior 1 Men Tricks Results**

Homologation: Record capability

Bib	Name	Country	Preliminary Round	Final	Overall
1	(54) MAGANA Fabrice	FRA 	5190	6020	1000,00
2	(10) TZDAKA Moshe	ISR 	4570	4510	759,14
3	(48) ROEMER Stephan	GER 	3350	3170	556,48
4	(72) HILLENBRAND Andreas	GER 	1840	2150	357,14
5	(89) KOBES Gerard	NED 	1870	1360	310,63
6	(35) HILKERT Christian	GER 	1780		295,68
7	(74) DREWICZEWSKI Dariusz	POL 	1650		274,09
8	(90) LAVRIJSEN Rico	NED 	1490		247,51
9	(94) MARSTON Stuart	GBR 	1040		172,76
10	(83) ERENDIS Martin	NED 	800		132,89





**Senior 2 Men Tricks Results**

Homologation: Record capability

Bib	Name	Country	Preliminary Round	Final	Overall
1	(76) DREWICZEWSKI Jaroslaw	POL 	1000	1720	1000,00
2	(57) ARMASLANGHEINRICH Daniel	*ESP 	1520	1360	883,72
3	(73) GILBOA Eliezer	ISR 	1290	1240	750,00
4	(49) SCHNUGG Roland	*GER 	700	810	470,93
5	(56) MAGANA Gerard	*FRA 	580	790	459,30
6	(95) FARLEY Aaron	GBR 	500		290,70
6	(47) RABE Jan	GER 	500		290,70
8	(96) HAMBLIN Steven	GBR 	200		116,28
8	(53) LEIJER, DE Joost	NED 	200		116,28










**Junior Girls under 15 Jump Results**

Homologation: Record capability

Bib	Name	Country	Preliminary Round	Final	Overall
1	(70) CYL Dominika	POL 	27,8m	28,7m	1000,00
2	(33) GOTZ Paula	GER 	27,4m	27,2m	954,70
3	(41) MISEROK Clara	GER 	16,8m	19,5m	679,44
4	(19) STRBAKOVA Alexandra	SVK 	13,4m	14,7m	512,20
5	(42) MISEROK Nina	*GER 	13,6m	13,9m	484,32

**Junior Boys under 15 Jump Results**

Homologation: Record capability

Bib	Name	Country	Preliminary Round	Final	Overall
1	(17) POKORNY Ronald	SVK 	39,2m	40,0m	1000,00
2	(14) ELIAS Adrian	SVK 	37,5m	39,6m	990,00
3	(39) LENGSELD Robert	GER 	33,2m	33,7m	842,50
4	(79) KLUKOWSKI Kacper	POL 	29,1m	31,0m	775,00
5	(50) STROHMEYER Fynn	GER 	29,5m	26,3m	737,50
6	(75) DREWICZEWSKI Jakub	POL 	27,7m		692,50
7	(36) HUBER Jakob	GER 	25,0m		625,00
8	(44) PEPPERSACK Louis	*GER 	22,0m		550,00
9	(40) LENGSELD Simon	*GER 	18,3m		457,50

**Junior Girls under 19 Jump Results**

Homologation: Record capability

Bib	Name	Country	Preliminary Round	Final	Overall
1	(18) DOBJEVITCH Elizaveta	ISR 	31,1m	32,7m	1000,00
2	(16) POKORNA Ella	SVK 	30,5m	31,9m	971,12
3	(77) JANIK Oliwia	POL 	29,7m	29,8m	895,31
4	(64) KOSZYCKA Gabriela	POL 	29,6m	29,1m	888,09
5	(12) CSOKASOVA Zuzana	SVK 	27,9m	28,7m	855,60
6	(69) BARTOSZEWSKA Ewa	POL 	27,7m		819,49
7	(86) GOOL, VAN Anne	NED 	18,4m		483,75




**Junior Boys under 19 Jump Results**

Homologation: Record capability

Bib	Name	Country	Preliminary Round	Final	Overall
1	(23) ZAMBORY Tobias	SVK 	50,6m	52,6m	1000,00
2	(82) WYCISK Mateusz	POL 	49,4m	47,8m	924,88
3	(15) OCHOTNICKY Alexander	SVK 	42,6m	41,7m	765,26
4	(51) STROHMEYER Kay	GER 	39,6m	41,6m	741,78
5	(21) VRAZEL Dominik	SVK 	40,9m	39,8m	725,35
6	(43) MULLER Carlo	GER 	37,6m		647,89
7	(81) SZUMANSKI Ksawery	POL 	33,2m		544,60
8	(46) QUIGLEY Nils	GER 	29,3m		453,05










**Senior 1 Ladies Jump Results**

Homologation: Record capability

Bib	Name	Country	Preliminary Round	Final	Overall
1	(37) KLIMMECK Susanne	GER 	24,0m	25,1m	1000,00
2	(111) KOHNOVA Romana	CZE 	22,6m	24,6m	975,12
3	(71) TRIGGELIS Sigita	*LTU 	20,7m	22,5m	870,65

**Senior 1 Men Jump Results**

Homologation: Record capability

Bib	Name	Country	Preliminary Round	Final	Overall
1	(10) TZDAKA Moshe	ISR 	40,5m	44,8m	1000,00
2	(90) LAVRIJSEN Rico	NED 	34,4m	38,9m	830,46
3	(72) HILLENBRAND Andreas	GER 	37,2m	38,5m	818,97
4	(78) KEDRAK Michal	POL 	34,7m	34,7m	709,77
5	(89) KOBES Gerard	NED 	34,3m	34,7m	709,77
6	(94) MARSTON Stuart	GBR 	27,5m		502,87
7	(83) ERENDMS Martin	NED 	27,4m		500,00
8	(35) HILKERT Christian	GER 	18,5m		244,25
9	(48) ROEMER Stephan	GER 	0,00m		

**Senior 2 Men Jump Results**








Homologation: Record capability

Bib	Name	Country	Preliminary Round	Final	Overall
1	(53) LEIJER, DE Joost	NED 	27,5m	27,4m	1000,00
2	(76) DREWICZEWSKI Jaroslaw	POL 	23,9m	26,0m	933,33
3	(47) RABE Jan	GER 	17,3m	19,4m	640,00
4	(96) HAMBLIN Steven	GBR 	9,9m	18,1m	582,22
5	(95) FARLEY Aaron	GBR 	9,7m		208,89

**Junior Girls under 19 Overall Results**

Bib	Name	Country	Slalom	Tricks	Jump	Overall
1 (18)	DOBJEVITCH Elizaveta	ISR 	796,75	901,06	1000,00	2697,81
2 (16)	POKORNA Ella	SVK 	914,63	558,30	971,12	2444,05
3 (12)	CSOKASOVA Zuzana	SVK 	666,67	717,31	855,60	2239,58
4 (69)	BARTOSZEWSKA Ewa	POL 	528,46	731,45	819,49	2079,40
5 (64)	KOSZYCKA Gabriela	POL 	56,91	1000,00	888,09	1945,00
6 (77)	JANIK Oliwia	POL 	528,46	399,29	895,31	1823,06









**Junior Boys under 19 Overall Results**

Bib	Name	Country	Slalom	Tricks	Jump	Overall
1 (23)	ZAMBORY Tobias	SVK 	751,82	985,01	1000,00	2736,83
2 (51)	STROHMEYER Kay	GER 	1000,00	717,34	741,78	2459,12
3 (82)	WYCISK Mateusz	POL 	500,00	807,28	924,88	2232,16
4 (15)	OCHOTNICKY Alexander	SVK 	759,12	625,27	765,26	2149,65
5 (81)	SZUMANSKI Ksawery	POL 	576,64	1000,00	544,60	2121,24
6 (43)	MULLER Carlo	GER 	890,51	449,68	647,89	1988,08
7 (46)	QUIGLEY Nils	GER 	474,45	152,03	453,05	1079,53

**Senior 1 Ladies Overall Results**

Bib	Name	Country	Slalom	Tricks	Jump	Overall
1 (37)	KLIMMECK Susanne	GER 	933,33	954,77	1000,00	2888,10
2 (71)	TRIGGELIS Sigita	*LTU 	1000,00	1000,00	870,65	2870,65
3 (111)	KOHNOVA Romana	CZE 	746,67	864,32	975,12	2586,11










**Senior 1 Men Overall Results**

Bib	Name	Country	Slalom	Tricks	Jump	Overall
1 (10)	TZDAKA Moshe	ISR 	1000,00	759,14	1000,00	2759,14
2 (72)	HILLENBRAND Andreas	GER 	750,00	357,14	818,97	1926,11
3 (90)	LAVRIJSEN Rico	NED 	825,00	247,51	830,46	1902,97
4 (89)	KOBES Gerard	NED 	583,33	310,63	709,77	1603,73
5 (48)	ROEMER Stephan	GER 	950,00	556,48		1506,48
6 (83)	ERENDS Martin	NED 	841,67	132,89	500,00	1474,56
7 (94)	MARSTON Stuart	GBR 	341,67	172,76	502,87	1017,30
8 (35)	HILKERT Christian	GER 	366,67	295,68	244,25	906,60

**Junior Girls under 15 Overall Results**

Bib	Name	Country	Slalom	Tricks	Jump	Overall
1 (41)	MISEROK Clara	GER 	900,00	537,38	679,44	2116,82
2 (70)	CYL Dominika	POL 	680,00	429,91	1000,00	2109,91
3 (33)	GOTZ Paula	GER 	70,00	1000,00	954,70	2024,70
4 (19)	STRBAKOVA Alexandra	SVK 	820,00	462,62	512,20	1794,82
5 (42)	MISEROK Nina	*GER 	640,00	556,07	484,32	1680,39

### Junior Boys under 15 Overall Results

Bib	Name	Country	Slalom	Tricks	Jump	Overall
1 (14)	ELIAS Adrian	SVK 	1000,00	1000,00	990,00	2990,00
2 (17)	POKORNY Ronald	SVK 	946,43	856,60	1000,00	2803,03
3 (50)	STROHMEYER Fynn	GER 	919,64	679,25	737,50	2336,39
4 (36)	HUBER Jakob	GER 	875,00	732,08	625,00	2232,08
5 (79)	KLUKOWSKI Kacper	POL 	830,36	424,53	775,00	2029,89
6 (75)	DREWICZEWSKI Jakub	POL 	714,29	267,92	692,50	1674,71
7 (40)	LENGSFELD Simon	*GER 	696,43	75,47	457,50	1229,40
8 (39)	LENGSFELD Robert	GER 	17,86	228,30	842,50	1088,66
9 (44)	PEPPERSACK Louis	*GER 	26,79	160,38	550,00	737,17

### Senior 2 Men Overall Results

Bib	Name	Country	Slalom	Tricks	Jump	Overall
1 (76)	DREWICZEWSKI Jaroslaw	POL 	128,21	1000,00	933,33	2061,54
2 (53)	LEIJER, DE Joost	NED 	423,08	116,28	1000,00	1539,36
3 (47)	RABE Jan	GER 	564,10	290,70	640,00	1494,80
4 (95)	FARLEY Aaron	GBR 	987,18	290,70	208,89	1486,77
5 (96)	HAMBLIN Steven	GBR 	102,56	116,28	582,22	801,06

Chief Judge  
LEICHTMAN Roi

Homologator  
TALAMO Nigel

Scorer  
VOGT Sarah