





















Junior Girls under 15 Slalom Results

Homologation: Who-beats-who national

	Name	Club	Categ.	Preliminary	Final	Overall
1	Szumanska Emilia	ZEFIR 	-15 F	5,00/55/18.25	4,50/55/18.25	1000,00
2	Zuk Maja	NAWA 	-15 F	2,00/52	1,50/52	808,51
3	Olejnik Zofia	MOS 	-15 F	2,50/49	2,50/49	691,49
4	Mikulska Maja	NAWA 	-15 F	4,00/46	4,00/46	595,74
5	Witek Roksana	ZEFIR 	-15 F	5,00/43	5,00/43	489,36
6	Drewiczewska Lena	XSKI 	-15 F	6,00/37		255,32
7	Zamykal Lena	XSKI 	-15 F	3,50/37		202,13
8	Mikulska Lilianna	NAWA 	-15 F	6,00/34		127,66
9	Cyl Dominika	AKS 	-15 F	5,00/25		
10	Rulkowska Zofia	MOS 	-15 F	3,50/25		








Junior Boys under 15 Slalom Results

Homologation: Who-beats-who national

	Name	Club	Categ.	Preliminary	Final	Overall
1	Klukowski Kacper	MOS 	-15 M	5,50/55/18.25	5,00/55/18.25	954,02
2	Drewiczewski Jakub	ZEFIR 	-15 M	1,50/58/18.25	4,00/55/18.25	1000,00
3	Mikulski Emil	NAWA 	-15 M	5,50/46	3,50/46	540,23
4	Olszewski Antoni	AKS 	-15 M	2,25/52	4,50/25	741,38
5	Zielinski Filip	JAWO 	-15 M	4,50/46	3,50/25	517,24
6	Domaszewski Oskar	AKS 	-15 M	4,25/46		511,49
7	Ostaszewski Wiktor	NAWA 	-15 M	6,00/40		275,86
8	Knebel Franciszek	STAWIKI 	-15 M	5,00/40		252,87
9	Solecki Jakub	MOS 	-15 M	4,00/25		
10	Lech Karol	JAWO 	-15 M	1,50/25		







Junior Girls under 19 Slalom Results

Homologation: Who-beats-who national

	Name	Club	Categ.	Preliminary	Final	Overall
1	Koszycka Gabriela	AKS 	-19 F	5,00/52	4,00/55/18.25	978,72
2	Piatek Maja	AKS 	-19 F	3,50/52	5,50/52	882,98
3	Janik Oliwia	ZEFIR 	-19 F	5,00/55/18.25	4,50/52	1000,00
4	Bartoszewska Ewa	ZEFIR 	-19 F	3,00/55/18.25	3,00/52	957,45
5	Ostrowska Ksenia	REDA 	-19 F	5,50/49	5,00/49	755,32
6	Sysak Zofia	NAWA 	-19 F	3,00/40		319,15
7	Salwecka Izabella	NAWA 	-19 F	3,00/37		63,83

Junior Boys under 19 Slalom Results

Homologation: Who-beats-who national

	Name	Club	Categ.	Preliminary	Final	Overall
1	Szumanski Ksawery	ZEFIR 	-19 M	4,00/58/18.25	5,00/58/18.25	1000,00
2	Wycisk Mateusz	ZEFIR 	-19 M	5,00/40	3,00/55/18.25	829,79
3	Rekuc Juliusz	MOS 	-19 M	4,00/46	3,00/46	468,09
4	Ulanowicz Kacper	MOS 	-19 M	5,00/40	3,50/40	106,38
5	Witek Wiktor	XSKI 	-19 M	5,00/46	2,50/40	489,36
6	Majko Dominik	XSKI 	-19 M	3,50/40		74,47

Open Ladies Slalom Results

Homologation: Who-beats-who national

	Name	Club	Categ.	Preliminary	Final	Overall
1	Polkowska Zuzanna	MOS	Ope F	1,00/55/14.25	1,50/55/13.00	1000,00
2	Jaroszevska Izabela	SUNAL	Ope F	5,00/43	5,00/52	666,67
3	Hirchy-Zak Kamila	SKILINE	Ope F	6,00/43	3,25/46	443,09
4	Konarska Patrycja	KILWATER	Ope F	2,00/43	3,00/43	48,78

Open Men Slalom Results

Homologation: Who-beats-who national

	Name	Club	Categ.	Preliminary	Final	Overall
1	Kazek Dawid	ZEFIR	Ope M	2,00/58/12.00	5,25/58/13.00	1000,00
2	Siedlarski Jakub	ZEFIR	Ope M	1,00/58/12.00	5,00/58/13.00	985,29
3	Pieczonka Bartosz	ZEFIR	Ope M	3,00/58/14.25	5,00/58/16.00	838,24
4	Sibicki Jakub	MOS	Ope M	2,50/58/16.00	3,25/58/16.00	753,68
5	Kwapien Mariusz	MOS	Ope M	5,00/58/18.25	4,00/46	691,18
6	Oborski Konrad	MOS	Ope M	4,00/58/18.25		676,47
7	Wycisk Jakub	XSKI	Ope M	4,25/46		62,50
8	Borysewicz Kamil	AKS	Ope M	3,00/46		44,12
9	Dyjas Mateusz	FARWA	Ope M	1,00/46		14,71
10	Kleczek Piotr	FARWA	Ope M	0,50/46		7,35
11	Zawadzki Erwin	MOS	Ope M	DNS		

Senior 1 Men Slalom Results

Homologation: Who-beats-who national

	Name	Club	Categ.	Preliminary	Final	Overall
1	Krzywicki Mariusz	NAWA	Se1 M	5,00/40	4,00/55/18.25	1000,00
2	Drewiczewski Jaroslaw	FARWA	Se1 M	4,00/40	3,50/52	837,50
3	Sadowski Adam	NAWA	Se1 M	3,00/46	4,50/46	562,50
4	Kowalski Pawel	PLAZIK	Se1 M	2,50/46	4,00/46	550,00
5	Kedrak Michal	JAWO	Se1 M	5,00/40	5,00/40	125,00
6	Drewiczewski Dariusz	DABROW	Se1 M	3,00/40		75,00

Junior Girls under 15 Tricks Results

Homologation: Who-beats-who national

	Name	Club	Categ.	Preliminary	Final	Overall
1	Szumanska Emilia	ZEFIR	-15 F	1020	1530	1000,00
2	Witek Roksana	ZEFIR	-15 F	950	1040	679,74
3	Zamykal Lena	XSKI	-15 F	700	810	529,41
4	Drewiczewska Lena	XSKI	-15 F	790	790	516,34
5	Olejniak Zofia	MOS	-15 F	610	610	398,69
6	Cyl Dominika	AKS	-15 F	500		326,80

Junior Boys under 15 Tricks Results

Homologation: Who-beats-who national

	Name	Club	Categ.	Preliminary	Final	Overall
1	Drewiczewski Jakub	ZEFIR	-15 M	3810	3810	1000,00
2	Klukowski Kacper	MOS	-15 M	1120	2650	695,54
3	Domaszewski Oskar	AKS	-15 M	1130	1440	377,95
4	Olszewski Antoni	AKS	-15 M	820	1270	333,33
5	Zielinski Filip	JAWO	-15 M	410	720	188,98
6	Lech Karol	JAWO	-15 M	410	530	139,11
7	Knebel Franciszek	STAWIKI	-15 M	200		52,49

Junior Girls under 19 Tricks Results

Homologation: Who-beats-who national

	Name	Club	Categ.	Preliminary	Final	Overall
1	Koszycka Gabriela	AKS	-19 F	900	2680	1000,00
2	Bartoszewska Ewa	ZEFIR	-19 F	1710	2410	899,25
3	Piatek Maja	AKS	-19 F	890	2170	809,70
4	Janik Oliwia	ZEFIR	-19 F	1180	1180	440,30
5	Ostrowska Ksenia	REDA	-19 F	760	1040	388,06

Junior Boys under 19 Tricks Results

Homologation: Who-beats-who national

	Name	Club	Categ.	Preliminary	Final	Overall
1	Szumanski Ksawery	ZEFIR	-19 M	3770	3670	1000,00
2	Wycisk Mateusz	ZEFIR	-19 M	3410	3300	904,51
3	Witek Wiktor	XSKI	-19 M	1270	980	336,87
4	Ulanowicz Kacper	MOS	-19 M	400	800	212,20
5	Majko Dominik	XSKI	-19 M	500	500	132,63
6	Rekuc Juliusz	MOS	-19 M	360		95,49

Open Ladies Tricks Results

Homologation: Who-beats-who national

	Name	Club	Categ.	Preliminary	Final	Overall
1	Polkowska Zuzanna	MOS	Ope F	1530		1000,00
2	Jaroszevska Izabela	SUNAL	Ope F	680		444,44
3	Konarska Patrycja	KILWATER	Ope F	420		274,51

Open Men Tricks Results

Homologation: Who-beats-who national

	Name	Club	Categ.	Preliminary	Final	Overall
1	Siedlarski Jakub	ZEFIR	Ope M	4220	5600	1000,00
2	Kazek Dawid	ZEFIR	Ope M	3870	4670	833,93
3	Pieczonka Bartosz	ZEFIR	Ope M	3710	4000	714,29
4	Borysewicz Kamil	AKS	Ope M	1810	2250	401,79
5	Kwapien Mariusz	MOS	Ope M	2460	1050	439,29
6	Oborski Konrad	MOS	Ope M	880		157,14
7	Sibicki Jakub	MOS	Ope M	570		101,79
8	Zawadzki Erwin	MOS	Ope M	DNS		

Senior 1 Men Tricks Results

Homologation: Who-beats-who national

	Name	Club	Categ.	Preliminary	Final	Overall
1	Drewiczewski Dariusz	DABROW	Se1 M	1560	1930	1000,00
2	Kedrak Michal	JAWO	Se1 M	1800	1730	932,64
3	Drewiczewski Jaroslaw	FARWA	Se1 M	950	1620	839,38
4	Sadowski Adam	NAWA	Se1 M	520	520	269,43
5	Kowalski Pawel	PLAZIK	Se1 M	80	DNS	41,45

Junior Girls under 15 Jump Results

Homologation: Who-beats-who national

	Name	Club	Categ.	Preliminary	Final	Overall
1	Cyl Dominika	AKS	-15 F	28,4m	29,3m	1000,00
2	Szumanska Emilia	ZEFIR	-15 F	23,9m	24,1m	766,82
3	Witek Roksana	ZEFIR	-15 F	21,5m	21,9m	668,16
4	Olejniak Zofia	MOS	-15 F	21,2m	21,8m	663,68
5	Zamykal Lena	XSKI	-15 F	15,1m	14,6m	363,23
6	Drewiczewska Lena	XSKI	-15 F	DNS		

Junior Boys under 15 Jump Results

Homologation: Who-beats-who national

	Name	Club	Categ.	Preliminary	Final	Overall
1	Drewiczewski Jakub	ZEFIR	-15 M	34,5m	35,3m	1000,00
2	Klukowski Kacper	MOS	-15 M	33,1m	33,6m	932,81
3	Olszewski Antoni	AKS	-15 M	27,3m	27,6m	695,65
4	Domaszewski Oskar	AKS	-15 M	23,0m	22,4m	513,83
5	Zielinski Filip	JAWO	-15 M	19,0m	20,8m	426,88

Junior Girls under 19 Jump Results

Homologation: Who-beats-who national

	Name	Club	Categ.	Preliminary	Final	Overall
1	Koszycka Gabriela	AKS	-19 F	31,2m	32,9m	1000,00
2	Bartoszewska Ewa	ZEFIR	-19 F	29,6m	30,6m	911,20
3	Janik Oliwia	ZEFIR	-19 F	30,8m	30,1m	918,92
4	Ostrowska Ksenia	REDA	-19 F	22,5m	15,2m	598,46

Junior Boys under 19 Jump Results

Homologation: Who-beats-who national

	Name	Club	Categ.	Preliminary	Final	Overall
1	Wycisk Mateusz	ZEFIR	-19 M	44,2m	46,6m	1000,00
2	Szumanski Ksawery	ZEFIR	-19 M	34,1m	35,6m	699,45
3	Ulanowicz Kacper	MOS	-19 M	25,4m	22,3m	420,77
4	Majko Dominik	XSKI	-19 M	20,7m	13,7m	292,35
5	Rekuc Juliusz	MOS	-19 M	21,4m	13,2m	311,48






Open Ladies Jump Results

Homologation: Who-beats-who national

	Name	Club	Categ.	Preliminary	Final	Overall
1	Polkowska Zuzanna	MOS	Ope F	36,8m	36,0m	1000,00





Open Men Jump Results

Homologation: Who-beats-who national






	Name	Club	Categ.	Preliminary	Final	Overall
1	Borysewicz Kamil	AKS	 Ope M	48,3m	56,9m	1000,00
2	Siedlarski Jakub	ZEFIR	 Ope M	50,0m	54,4m	946,70
3	Pieczonka Bartosz	ZEFIR	 Ope M	38,9m	43,7m	718,55
4	Oborski Konrad	MOS	 Ope M	39,5m	43,2m	707,89
5	Kwapien Mariusz	MOS	 Ope M	28,4m		392,32

Senior 1 Men Jump Results






Homologation: Who-beats-who national

	Name	Club	Categ.	Preliminary	Final	Overall
1	Kedrak Michal	JAWO	 Se1 M	30,9m	34,0m	1000,00
2	Drewiczewski Jaroslaw	FARWA	 Se1 M	27,4m	28,3m	762,50
3	Kowalski Pawel	PLAZIK	 Se1 M	14,1m		170,83
4	Drewiczewski Dariusz	DABROW	 Se1 M	DNS		





Junior Girls under 15 Overall Results

	Name	Club	Categ.	Slalom	Tricks	Jump	Overall
1	Szumanska Emilia	ZEFIR	 -15 F	1000,00	1000,00	766,82	2766,82
2	Witek Rokszana	ZEFIR	 -15 F	489,36	679,74	668,16	1837,26
3	Olejniak Zofia	MOS	 -15 F	691,49	398,69	663,68	1753,86
4	Cyl Dominika	AKS	 -15 F		326,80	1000,00	1326,80
5	Zamykal Lena	XSKI	 -15 F	202,13	529,41	363,23	1094,77






Junior Boys under 15 Overall Results

	Name	Club	Categ.	Slalom	Tricks	Jump	Overall
1	Drewiczewski Jakub	ZEFIR	 -15 M	1000,00	1000,00	1000,00	3000,00
2	Klukowski Kacper	MOS	 -15 M	954,02	695,54	932,81	2582,37
3	Olszewski Antoni	AKS	 -15 M	741,38	333,33	695,65	1770,36
4	Domaszewski Oskar	AKS	 -15 M	511,49	377,95	513,83	1403,27
5	Zielinski Filip	JAWO	 -15 M	517,24	188,98	426,88	1133,10


Junior Girls under 19 Overall Results

	Name	Club	Categ.	Slalom	Tricks	Jump	Overall
1	Koszycka Gabriela	AKS	 -19 F	978,72	1000,00	1000,00	2978,72
2	Bartoszewska Ewa	ZEFIR	 -19 F	957,45	899,25	911,20	2767,90
3	Janik Oliwia	ZEFIR	 -19 F	1000,00	440,30	918,92	2359,22
4	Ostrowska Ksenia	REDA	 -19 F	755,32	388,06	598,46	1741,84






Junior Boys under 19 Overall Results

	Name	Club	Categ.	Slalom	Tricks	Jump	Overall
1	Wycisk Mateusz	ZEFIR	 -19 M	829,79	904,51	1000,00	2734,30
2	Szumanski Ksawery	ZEFIR	 -19 M	1000,00	1000,00	699,45	2699,45
3	Rekuc Juliusz	MOS	 -19 M	468,09	95,49	311,48	875,06
4	Ulanowicz Kacper	MOS	 -19 M	106,38	212,20	420,77	739,35
5	Majko Dominik	XSKI	 -19 M	74,47	132,63	292,35	499,45



Open Ladies Overall Results

	Name	Club	Categ.	Slalom	Tricks	Jump	Overall
1	Polkowska Zuzanna	MOS 	Ope F	1000,00	1000,00	1000,00	3000,00

Open Men Overall Results

	Name	Club	Categ.	Slalom	Tricks	Jump	Overall
1	Siedlarski Jakub	ZEFIR 	Ope M	985,29	1000,00	946,70	2931,99
2	Pieczonka Bartosz	ZEFIR 	Ope M	838,24	714,29	718,55	2271,08
3	Oborski Konrad	MOS 	Ope M	676,47	157,14	707,89	1541,50
4	Kwapien Mariusz	MOS 	Ope M	691,18	439,29	392,32	1522,79
5	Borysewicz Kamil	AKS 	Ope M	44,12	401,79	1000,00	1445,91

Senior 1 Men Overall Results

	Name	Club	Categ.	Slalom	Tricks	Jump	Overall
1	Drewiczewski Jaroslaw	FARWA 	Se1 M	837,50	839,38	762,50	2439,38
2	Kedrak Michal	JAWO 	Se1 M	125,00	932,64	1000,00	2057,64
3	Kowalski Pawel	PLAZIK 	Se1 M	550,00	41,45	170,83	762,28

Chief Judge
Bedner WaldemarHomologator
Zasepa MaciejScorer
Oborski Konrad