

























Junior Girls under 15 Slalom Results

Homologation: Who-beats-who homol.

	Name	Club	Categ.	Preliminary	Final	Overall
1	Szumanska Emilia	ZEFIR 	-15 F	2,50/55/18.25	1,50/55/18.25	1000,00
2	Bartoszewska Ewa	ZEFIR 	-15 F	2,50/49	0,50/52	820,22
3	Rolak Maria	SKIRIDE 	-15 F	6,00/49	5,50/49	808,99
4	Olejniak Zofia	MOS 	-15 F	4,00/46	5,00/46	651,69
5	Zuk Maja	SZEL 	-15 F	3,00/46	2,00/46	606,74
6	Spyra Oliwia	ZEF 	-15 F	4,50/40	5,00/40	382,02
7	Zamykal Lena	ZEFIR 	-15 F	3,00/40		337,08
8	Witek Roksana	JAWO 	-15 F	5,00/25		
9	Kasperska Zofia	XSKI 	-15 F	4,00/25		
10	Mikulska Maja	SZEL 	-15 F	2,00/25		
11	Jasinska Pola	XSKI 	-15 F	1,00/25		
12	Cyl Dominika	AKS 	-15 F	DNS		




Junior Boys under 15 Slalom Results

Homologation: Who-beats-who homol.

	Name	Club	Categ.	Preliminary	Final	Overall
1	Klukowski Kacper	MOS 	-15 M	2,50/58/18.25	1,00/58/18.25	1000,00
2	Drewiczewski Jakub	ZEFIR 	-15 M	4,50/52	5,00/52	786,52
3	Wnukowski Karol	AKS 	-15 M	2,50/49	1,50/52	707,87
4	Olszewski Antoni	AKS 	-15 M	2,50/46	2,00/49	584,27
5	Rekuc Julian	MOS 	-15 M	4,00/49	5,00/43	629,21
6	Mikulski Emil	SZEL 	-15 M	2,50/40	2,25/37	191,01
7	Majko Dominik	JAWO 	-15 M	2,25/25		
8	Knebel Franciszek	SZEL 	-15 M	2,00/25		
9	Lech Karol	JAWO 	-15 M	1,50/25		
10	Boguszewski Bartosz	SZEL 	-15 M	1,00/25		
11	Witek Wiktor	JAWO 	-15 M	0,50/25		
12	Ostaszewski Wiktor	SZEL 	-15 M	0,00/25		







Junior Girls under 19 Slalom Results

Homologation: Who-beats-who homol.

	Name	Club	Categ.	Preliminary	Final	Overall
1	Koszycka Gabriela	AKS 	-19 F	2,00/55/18.25	2,50/55/18.25	1000,00
2	Janik Oliwia	ZEFIR 	-19 F	4,00/52	4,50/52	910,11
3	Hirchy-Zak Kamila	SKILINE 	-19 F	6,00/34	3,00/34	134,83

Junior Boys under 19 Slalom Results

Homologation: Who-beats-who homol.

	Name	Club	Categ.	Preliminary	Final	Overall
1	Ulanowicz Kacper	MOS 	-19 M	3,00/58/18.25	5,00/58/18.25	1000,00
2	Szumanski Ksawery	ZEFIR 	-19 M	4,50/58/18.25	2,50/58/18.25	989,36
3	Wycisk Mateusz	ZEFIR 	-19 M	2,25/58/18.25	2,50/58/18.25	946,81
4	Kwapien Olaf	MOS 	-19 M	4,00/55/18.25	5,00/55/18.25	872,34
5	Stepaniuk Igor	MOS 	-19 M	2,00/52	4,00/52	723,40
6	Wycisk Jakub	ZEFIR 	-19 M	5,00/37		106,38

Open Ladies Slalom Results

Homologation: Who-beats-who homol.

	Name	Club	Categ.	Preliminary	Final	Overall
--	------	------	--------	-------------	-------	---------

	Name	Club	Categ.	Preliminary	Final	Overall
1	Polkowska Zuzanna	MOS	Ope F	2,00/55/13.00		1000,00
2	Konarska Patrycja	KILWATER	Ope F	0,00/46		387,10
3	Kasinska Julia	XSKI	Ope F	4,00/37		161,29

Open Men Slalom Results

Homologation: Who-beats-who homol.

	Name	Club	Categ.	Preliminary	Final	Overall
1	Kazek Dawid	ZEFIR	Ope M	2,00/58/12.00	6,00/58/12.00	1000,00
2	Borysewicz Kamil	AKS	Ope M	2,50/58/14.25	2,00/58/13.00	861,11
3	Siedlarski Jakub	ZEFIR	Ope M	3,00/58/14.25	5,00/58/14.25	819,44
4	Sibicki Jakub	MOS	Ope M	4,00/58/18.25	5,00/58/14.25	819,44
5	Oborski Konrad	MOS	Ope M	2,50/58/18.25	2,00/58/16.00	694,44
6	Zawadzki Erwin	MOS	Ope M	4,00/37		55,56
7	Kasperski Tomasz	XSKI	Ope M	0,00/37		
7	Kwapien Mariusz	MOS	Ope M	DNS		

Senior 1 Men Slalom Results

Homologation: Who-beats-who homol.

	Name	Club	Categ.	Preliminary	Final	Overall
1	Naorniakowski Tomasz	SLALOM	Se1 M	2,00/55/18.25	2,00/55/18.25	1000,00
2	Krzywicki Mariusz	SZEL	Se1 M	2,00/52	4,00/52	894,74
3	Sadowski Adam	SZEL	Se1 M	3,25/46	3,50/46	565,79
4	Drewiczewski Dariusz	DABROW	Se1 M	4,50/37	6,00/43	473,68
5	Kowalski Pawel	PLAZIK	Se1 M	DNS		
5	Sych Zbigniew	BIALYS	Se1 M	DNS		

Junior Girls under 15 Tricks Results

Homologation: Who-beats-who homol.

	Name	Club	Categ.	Preliminary	Final	Overall
1	Bartoszewska Ewa	ZEFIR	-15 F	1760	2010	1000,00
2	Szumanska Emilia	ZEFIR	-15 F	1450	1270	721,39
3	Witek Roksana	JAWO	-15 F	700	700	348,26
4	Olejniak Zofia	MOS	-15 F	490	490	243,78
5	Rolak Maria	SKIRIDE	-15 F	380	380	189,05
6	Drewiczewska Lena	XSKI	-15 F	200		99,50
7	Jasinska Pola	XSKI	-15 F	100		49,75
8	Zuk Maja	SZEL	-15 F	80		39,80
9	Spyra Oliwia	ZEF	-15 F	40		19,90
9	Zamykal Lena	ZEFIR	-15 F	40		19,90
11	Cyl Dominika	AKS	-15 F	DNS		



Junior Boys under 15 Tricks Results

Homologation: Who-beats-who homol.

	Name	Club	Categ.	Preliminary	Final	Overall
1	Drewiczewski Jakub	ZEFIR	-15 M	2050	2050	1000,00
2	Klukowski Kacper	MOS	-15 M	1200	1530	746,34
3	Wnukowski Karol	AKS	-15 M	1540	1440	751,22
4	Olszewski Antoni	AKS	-15 M	900	1220	595,12
5	Witek Wiktor	JAWO	-15 M	500	950	463,41
6	Rekuc Julian	MOS	-15 M	290		141,46
7	Majko Dominik	JAWO	-15 M	240		117,07
8	Lech Karol	JAWO	-15 M	40		19,51
9	Knebel Franciszek	SZEL	-15 M	DNS		







Junior Girls under 19 Tricks Results

Homologation: Who-beats-who homol.

	Name	Club	Categ.	Preliminary	Final	Overall
1	Koszycka Gabriela	AKS 	-19 F	1150	1020	1000,00
2	Janik Oliwia	ZEFIR 	-19 F	810	700	704,35




Junior Boys under 19 Tricks Results

Homologation: Who-beats-who homol.

	Name	Club	Categ.	Preliminary	Final	Overall
1	Szumanski Ksawery	ZEFIR 	-19 M	3850	3320	1000,00
2	Wycisk Mateusz	ZEFIR 	-19 M	3710	2920	963,64
3	Ulanowicz Kacper	MOS 	-19 M	800	920	238,96
4	Wycisk Jakub	ZEFIR 	-19 M	680	880	228,57
5	Stepaniuk Igor	MOS 	-19 M	320	500	129,87
6	Kwapien Olaf	MOS 	-19 M	310		80,52









Open Ladies Tricks Results

Homologation: Who-beats-who homol.

	Name	Club	Categ.	Preliminary	Final	Overall
1	Polkowska Zuzanna	MOS 	Ope F	1730		1000,00
2	Kasinska Julia	XSKI 	Ope F	410		236,99
3	Konarska Patrycja	KILWATER 	Ope F	380		219,65





Open Men Tricks Results

Homologation: Who-beats-who homol.

	Name	Club	Categ.	Preliminary	Final	Overall
1	Siedlarski Jakub	ZEFIR 	Ope M	4700	3470	949,49
2	Kazek Dawid	ZEFIR 	Ope M	4950	3420	1000,00
3	Kwapien Mariusz	MOS 	Ope M	2380	3280	662,63
4	Borysewicz Kamil	AKS 	Ope M	2180	DNS	440,40
5	Sibicki Jakub	MOS 	Ope M	2000	DNS	404,04
6	Zawadzki Erwin	MOS 	Ope M	1280		258,59
7	Oborski Konrad	MOS 	Ope M	1120		226,26
8	Drewiczewski Jaroslaw	FARWA 	Ope M	770		155,56


Senior 1 Men Tricks Results

Homologation: Who-beats-who homol.

	Name	Club	Categ.	Preliminary	Final	Overall
1	Drewiczewski Dariusz	DABROW 	Se1 M	1280	1700	1000,00
2	Naorniakowski Tomasz	SLALOM 	Se1 M	930	1200	705,88
3	Sadowski Adam	SZEL 	Se1 M	410	350	241,18
4	Kowalski Pawel	PLAZIK 	Se1 M	DNS		






Junior Girls under 15 Jump Results

Homologation: Who-beats-who homol.

	Name	Club	Categ.	Preliminary	Final	Overall
1	Bartoszewska Ewa	ZEFIR 	-15 F	21,8m	22,9m	1000,00
2	Szumanska Emilia	ZEFIR 	-15 F	18,2m	20,3m	836,48
3	Cyl Dominika	AKS 	-15 F	18,9m	19,5m	786,16
4	Olejniak Zofia	MOS 	-15 F	11,0m	10,8m	251,57
5	Witek Roksana	JAWO 	-15 F	9,2m	9,4m	150,94



Junior Boys under 15 Jump Results

Homologation: Who-beats-who homol.

	Name	Club	Categ.	Preliminary	Final	Overall
1	Wnukowski Karol	AKS 	-15 M	26,8m	26,5m	1000,00
2	Klukowski Kacper	MOS 	-15 M	26,6m	26,2m	988,10
3	Drewiczewski Jakub	ZEFIR 	-15 M	26,4m	26,2m	976,19
4	Olszewski Antoni	AKS 	-15 M	20,2m	21,1m	660,71
5	Rekuc Julian	MOS 	-15 M	13,6m	DNS	214,29






Junior Girls under 19 Jump Results

Homologation: Who-beats-who homol.

	Name	Club	Categ.	Preliminary	Final	Overall
1	Koszycka Gabriela	AKS 	-19 F	30,9m	26,7m	1000,00
2	Janik Oliwia	ZEFIR 	-19 F	28,5m	25,4m	899,58



Junior Boys under 19 Jump Results

Homologation: Who-beats-who homol.

	Name	Club	Categ.	Preliminary	Final	Overall
1	Wycisk Mateusz	ZEFIR 	-19 M	41,1m	39,0m	1000,00
2	Szumanski Ksawery	ZEFIR 	-19 M	27,9m	28,5m	594,86
3	Kwapien Olaf	MOS 	-19 M	24,0m	25,3m	491,96
4	Ulanowicz Kacper	MOS 	-19 M	21,3m	21,5m	369,77
5	Stepaniuk Igor	MOS 	-19 M	DNS	DNS	








Open Ladies Jump Results

Homologation: Who-beats-who homol.

	Name	Club	Categ.	Preliminary	Final	Overall
1	Polkowska Zuzanna	MOS 	Ope F	30,3m	31,2m	1000,00
2	Kasinska Julia	XSKI 	Ope F	11,2m	DNS	173,55



Open Men Jump Results

Homologation: Who-beats-who homol.





	Name	Club	Categ.	Preliminary	Final	Overall
1	Borysewicz Kamil	AKS 	Ope M	38,3m	42,3m	1000,00
2	Zawadzki Erwin	MOS 	Ope M	40,1m	41,3m	969,04
3	Siedlarski Jakub	ZEFIR 	Ope M	39,2m	37,9m	904,02
4	Oborski Konrad	MOS 	Ope M	28,5m	30,5m	634,67
5	Sibicki Jakub	MOS 	Ope M	18,2m	24,2m	439,63
6	Kazek Dawid	ZEFIR 	Ope M	DNS		
6	Kwapien Mariusz	MOS 	Ope M	DNS		

Senior 1 Men Jump Results





Homologation: Who-beats-who homol.

	Name	Club	Categ.	Preliminary	Final	Overall
1	Naorniakowski Tomasz	SLALOM 	Se1 M	22,7m		1000,00
2	Kowalski Pawel	PLAZIK 	Se1 M	DNS		



Junior Girls under 15 Overall Results

	Name	Club	Categ.	Slalom	Tricks	Jump	Overall
1	Bartoszewska Ewa	ZEFIR	 -15 F	820,22	1000,00	1000,00	2820,22
2	Szumanska Emilia	ZEFIR	 -15 F	1000,00	721,39	836,48	2557,87
3	Olejniak Zofia	MOS	 -15 F	651,69	243,78	251,57	1147,04
4	Witek Roksana	JAWO	 -15 F		348,26	150,94	499,20





Junior Boys under 15 Overall Results

	Name	Club	Categ.	Slalom	Tricks	Jump	Overall
1	Drewiczewski Jakub	ZEFIR	 -15 M	786,52	1000,00	976,19	2762,71
2	Klukowski Kacper	MOS	 -15 M	1000,00	746,34	988,10	2734,44
3	Wnukowski Karol	AKS	 -15 M	707,87	751,22	1000,00	2459,09
4	Olszewski Antoni	AKS	 -15 M	584,27	595,12	660,71	1840,10
5	Rekuc Julian	MOS	 -15 M	629,21	141,46	214,29	984,96



Junior Girls under 19 Overall Results

	Name	Club	Categ.	Slalom	Tricks	Jump	Overall
1	Koszycka Gabriela	AKS	 -19 F	1000,00	1000,00	1000,00	3000,00
2	Janik Oliwia	ZEFIR	 -19 F	910,11	704,35	899,58	2514,04






Junior Boys under 19 Overall Results

	Name	Club	Categ.	Slalom	Tricks	Jump	Overall
1	Wycisk Mateusz	ZEFIR	 -19 M	946,81	963,64	1000,00	2910,45
2	Szumanski Ksawery	ZEFIR	 -19 M	989,36	1000,00	594,86	2584,22
3	Ulanowicz Kacper	MOS	 -19 M	1000,00	238,96	369,77	1608,73
4	Kwapien Olaf	MOS	 -19 M	872,34	80,52	491,96	1444,82


Open Ladies Overall Results

	Name	Club	Categ.	Slalom	Tricks	Jump	Overall
1	Polkowska Zuzanna	MOS	 Ope F	1000,00	1000,00	1000,00	3000,00
2	Kasinska Julia	XSKI	 Ope F	161,29	236,99	173,55	571,83

Open Men Overall Results

	Name	Club	Categ.	Slalom	Tricks	Jump	Overall
1	Siedlarski Jakub	ZEFIR	 Ope M	819,44	949,49	904,02	2672,95
2	Borysewicz Kamil	AKS	 Ope M	861,11	440,40	1000,00	2301,51
3	Sibicki Jakub	MOS	 Ope M	819,44	404,04	439,63	1663,11
4	Oborski Konrad	MOS	 Ope M	694,44	226,26	634,67	1555,37
5	Zawadzki Erwin	MOS	 Ope M	55,56	258,59	969,04	1283,19

Senior 1 Men Overall Results

	Name	Club	Categ.	Slalom	Tricks	Jump	Overall
1	Naorniakowski Tomasz	SLALOM	 Se1 M	1000,00	705,88	1000,00	2705,88

