














Junior Girls under 15 Overall Results

| | Name | Club | Categ. | Slalom | Tricks | Jump | Overall |
|---|-------------------|------|---|---------|---------|---------|---------|
| 1 | Piatek Maja | AKS |  -15 F | 1000,00 | 1000,00 | 1000,00 | 3000,00 |
| 2 | Koszycka Gabriela | AKS |  -15 F | 987,80 | 850,39 | 1000,00 | 2838,19 |
| 3 | Szumanska Emilia | ZEF |  -15 F | 414,63 | 204,72 | 263,64 | 882,99 |







Junior Boys under 15 Overall Results

| | Name | Club | Categ. | Slalom | Tricks | Jump | Overall |
|---|--------------------|------|---|---------|---------|---------|---------|
| 1 | Wycisk Mateusz | ZEF |  -15 M | 1000,00 | 1000,00 | 1000,00 | 3000,00 |
| 2 | Domaszewski Igor | AKS |  -15 M | 782,61 | 550,49 | 342,39 | 1675,49 |
| 3 | Piekarski Maciej | MOS |  -15 M | 891,30 | 234,53 | 404,89 | 1530,72 |
| 4 | Drewiczewski Jakub | ZEF |  -15 M | 456,52 | 485,34 | 345,11 | 1286,97 |
| 5 | Spyra Olivier | ZEF |  -15 M | 880,43 | 162,87 | 152,17 | 1195,47 |
| 6 | Klukowski Kacper | MOS |  -15 M | 630,43 | 65,15 | 421,20 | 1116,78 |
| 7 | Wnukowski Karol | AKS |  -15 M | 336,96 | 247,56 | 364,13 | 948,65 |
| 8 | Olszewski Antoni | AKS |  -15 M | | 123,78 | 323,37 | 447,15 |
| 9 | Zielinski Filip | KNWJ |  -15 M | 21,74 | 13,03 | 86,96 | 121,73 |




Junior Girls under 19 Overall Results

| | Name | Club | Categ. | Slalom | Tricks | Jump | Overall |
|---|--------------|------|---|---------|---------|---------|---------|
| 1 | Janik Oliwia | ZEF |  -19 F | 1000,00 | 1000,00 | 1000,00 | 3000,00 |







Junior Boys under 19 Overall Results


| | Name | Club | Categ. | Slalom | Tricks | Jump | Overall |
|---|---------------------|------|---|---------|---------|---------|---------|
| 1 | Siedlarski Jakub | ZEF |  -19 M | 1000,00 | 1000,00 | 1000,00 | 3000,00 |
| 2 | Oborski Konrad | BIA |  -19 M | 886,79 | 214,07 | 861,99 | 1962,85 |
| 3 | Kwapien Olaf | MOS |  -19 M | 528,30 | 58,10 | 806,30 | 1392,70 |
| 4 | Wycisk Jakub | ZEF |  -19 M | 94,34 | 474,01 | 639,23 | 1207,58 |
| 5 | Janik Wojciech | ZEF |  -19 M | 509,43 | 214,07 | 246,97 | 970,47 |
| 6 | Gasiewski Krzysztof | BIA |  -19 M | 433,96 | 88,69 | 440,68 | 963,33 |

Open Ladies Overall Results



| | Name | Club | Categ. | Slalom | Tricks | Jump | Overall |
|---|-------------------|---------|---|---------|--------|---------|---------|
| 1 | Wozniak Idalia | SKILINE |  Ope F | 810,34 | 863,64 | 961,14 | 2635,12 |
| 2 | Polkowska Zuzanna | MOS |  Ope F | 1000,00 | 490,26 | 1000,00 | 2490,26 |
| 3 | Gogola Anna | WZS |  Ope F | 646,55 | 779,22 | 541,45 | 1967,22 |

Open Men Overall Results

| | Name | Club | Categ. | Slalom | Tricks | Jump | Overall |
|---|-------------------|------|---|--------|--------|---------|---------|
| 1 | Borysewicz Kamil | AKS |  Ope M | 919,12 | 606,97 | 952,38 | 2478,47 |
| 2 | Pieczonka Bartosz | ZEF |  Ope M | 735,29 | 665,61 | 804,23 | 2205,13 |
| 3 | Kwapien Mariusz | MOS |  Ope M | 676,47 | 380,35 | 523,81 | 1580,63 |
| 4 | Rutkowski Jakub | AKS |  Ope M | 691,18 | 77,65 | 754,85 | 1523,68 |
| 5 | Zawadzki Erwin | MOS |  Ope M | 44,12 | 66,56 | 1000,00 | 1110,68 |
| 6 | Sibicki Jakub | MOS |  Ope M | 536,76 | 204,44 | 259,26 | 1000,46 |

| | Name | Club | Categ. | Slalom | Tricks | Jump | Overall |
|---|--------------------|------|---|--------|--------|--------|---------|
| 7 | Krzywinski Mateusz | AKS |  Ope M | 51,47 | 44,37 | 726,63 | 822,47 |

Senior 1 Men Overall Results

| | Name | Club | Categ. | Slalom | Tricks | Jump | Overall |
|---|----------------|------|---|--------|---------|---------|---------|
| 1 | Kurnik Maciej | XSKI |  Se1 M | 187,50 | 1000,00 | 1000,00 | 2187,50 |
| 2 | Kowalski Pawel | PLA |  Se1 M | 750,00 | 37,91 | 248,55 | 1036,46 |

Chief Judge
Bedner WaldemarHomologator
Zasepa MaciejScorer
Bedner Ryszard