

















Junior Girls under 15 Tricks Results

Homologation: Normal

Bib	Name	Club	Categ.	Round 1	Round 2	Overall
1 (GP)	Gajdzik Oliwia	ZEFIR 	-15 F	900		1000.00
2 (GP)	Janik Oliwia	XSKI 	-15 F	530		588.89
3	Haraburda Martyna	MOS 	-15 F	470		522.22
4	Silkowska Julia	SZEL 	-15 F	120		133.33
5	Lasecka Wiktoria	XSKI 	-15 F	100		111.11





Junior Boys under 15 Tricks Results

Homologation: Normal

Bib	Name	Club	Categ.	Round 1	Round 2	Overall
1 (GP)	Wycisk Mateusz	ZEFIR 	-15 M	1280		1000.00
2 (GP)	Janik Wojciech	ZEFIR 	-15 M	980		765.62
3	Kisiel Dominik	MOS 	-15 M	750		585.94
4 (GP)	Wycisk Jakub	ZEFIR 	-15 M	520		406.25
5	Kwapien Olaf	MOS 	-15 M	330		257.81
6	Ulanowicz Kacper	MOS 	-15 M	320		250.00
7	Zielinski Filip	BOR 	-15 M	280		218.75
8	Piekarski Maciej	MOS 	-15 M	130		101.56
9	Spyra Olivier	XSKI 	-15 M	110		85.94
10	Drewiczewski Jakub	XSKI 	-15 M	100		78.12
11	Bobrowski Oliwier	SZEL 	-15 M	40		31.25









Junior Girls under 19 Tricks Results

Homologation: Normal

Bib	Name	Club	Categ.	Round 1	Round 2	Overall
1 (GP)	Wozniak Idalia	SKILINE 	-19 F	3760		1000.00
2 (GP)	Polkowska Zuzanna	MOS 	-19 F	1820		484.04
3 (GP)	Konarska Patrycja	ZEFIR 	-19 F	1200		319.15
4	Stanczak Aleksandra	BOR 	-19 F	900		239.36





Junior Boys under 19 Tricks Results

Homologation: Normal

Bib	Name	Club	Categ.	Round 1	Round 2	Overall
1 (GP)	Siedlarski Jakub	ZEFIR 	-19 M	4260		1000.00
2 (GP)	Nowakowski Jakub	SKILINE 	-19 M	3080		723.00
3	Sibicki Jakub	MOS 	-19 M	1190		279.34
4	Zawadzki Konrad	MOS 	-19 M	1020		239.44
5	Mieloch Bartosz	MOS 	-19 M	660		154.93
6 (GP)	Oborski Konrad	MOS 	-19 M	580		136.15
7	Gasiewski Krzysztof	MOS 	-19 M	320		75.12
8	Zegaczewski Igor	SZEL 	-19 M	290		68.08







Open Ladies Tricks Results

Homologation: Normal

Bib	Name	Club	Categ.	Round 1	Round 2	Overall
1 (GP)	Kazek Anna	ZEFIR 	Ope F	6230		1000.00
2 (GP)	Wróblewska Justyna	ZEFIR 	Ope F	2500		401.28
3 (GP)	Jaroszewska Izabela	SUN 	Ope F	810		130.02
4	Jeruc Weronika	MOS 	Ope F	740		118.78







Open Men Tricks Results

Homologation: Normal

Bib	Name	Club	Categ.	Round 1	Round 2	Overall
1 (GP)	Kazek Dawid	ZEFIR 	Ope M	6810		1000.00
2	Kwapien Mariusz	MOS 	Ope M	3960		581.50
3 (GP)	Borysewicz Kamil	AKS 	Ope M	3280		481.64
4 (GP)	Zawadzki Erwin	MOS 	Ope M	2530		371.51
5	Andracki Dawid	MOS 	Ope M	610		89.57
6 (GP)	Lasecki Filip	SUN 	Ope M	500		73.42

Senior 1 Men Tricks Results

Homologation: Normal

Bib	Name	Club	Categ.	Round 1	Round 2	Overall
1 (GP)	Mos Michal	ZEFIR 	Se1 M	2710		1000.00
2	Kedrak Michal	BOR 	Se1 M	1790		660.52
3 (GP)	Drewiczewski Jaroslaw	ZEFIR 	Se1 M	1300		479.70
4	Sadowski Adam	SZEL 	Se1 M	610		225.09
5 (GP)	Krzywicki Mariusz	SZEL 	Se1 M	340		125.46
6	Kowalski Pawel	PLA 	Se1 M	100		36.90





Chief Judge

Homologator

Scorer













Junior Girls under 15 Slalom Results

Homologation: Normal

Bib	Name	Club	Categ.	Round 1	Round 2	Overall
1	Haraburda Martyna	MOS 	-15 F	5.00/43	3.00/46	1000.00
2 (GP)	Gajdzik Oliwia	ZEFIR 	-15 F	2.00/46	3.00/43	962.96
3	Silkowska Julia	SZEL 	-15 F	2.00/34	4.00/34	148.15
4 (GP)	Janik Oliwia	XSKI 	-15 F	5.00/34	2.50/34	185.19





Junior Boys under 15 Slalom Results

Homologation: Normal

Bib	Name	Club	Categ.	Round 1	Round 2	Overall
1 (GP)	Wycisk Mateusz	ZEFIR 	-15 M	4.50/49	5.25/49	780.00
2 (GP)	Wycisk Jakub	ZEFIR 	-15 M	1.50/52	2.50/49	840.00
3	Kisiel Dominik	MOS 	-15 M	5.00/46	5.00/46	613.33
4	Piekarski Maciej	MOS 	-15 M	5.00/46	3.00/46	613.33
5	Ulanowicz Kacper	MOS 	-15 M	1.50/55/18.25	5.00/37	1000.00
6 (GP)	Janik Wojciech	ZEFIR 	-15 M	3.00/46		560.00
7	Spyra Olivier	XSKI 	-15 M	3.00/37		80.00
8	Kwapien Olaf	MOS 	-15 M	1.50/37		40.00
9	Bobrowski Oliwier	SZEL 	-15 M	0.50/37		13.33
10	Kleczek Piotr	REDA 	-15 M	0.00/37		
10	Malarewicz Mateusz	FARW 	-15 M	0.00/37		
10	Zielinski Filip	BOR 	-15 M	0.00/37		










Junior Girls under 19 Slalom Results

Homologation: Normal

Bib	Name	Club	Categ.	Round 1	Round 2	Overall
1 (GP)	Polkowska Zuzanna	MOS 	-19 F	5.00/55/16.00	2.00/55/18.25 <small>(Tie break: 6.00/55/18.25)</small>	1000.00
2 (GP)	Wozniak Idalia	SKILINE 	-19 F	4.00/55/18.25	2.00/55/18.25 <small>(Tie break: 6.00/55/18.25)</small>	867.92
3 (GP)	Konarska Patrycja	ZEFIR 	-19 F	2.50/46	4.50/46	537.74
4	Stanczak Aleksandra	BOR 	-19 F	6.00/34	6.00/34	113.21





Junior Boys under 19 Slalom Results

Homologation: Normal

Bib	Name	Club	Categ.	Round 1	Round 2	Overall
1	Zawadzki Konrad	MOS 	-19 M	1.00/58/14.25	2.50/58/16.00	1000.00
2 (GP)	Nowakowski Jakub	SKILINE 	-19 M	1.50/58/18.25	4.00/55/18.25	790.91
3 (GP)	Siedlarski Jakub	ZEFIR 	-19 M	5.00/58/18.25	5.50/37	854.55
4	Mieloch Bartosz	MOS 	-19 M	3.00/55/18.25	4.25/37	709.09
5	Sibicki Jakub	MOS 	-19 M	3.00/55/18.25	3.50/37	709.09
6 (GP)	Oborski Konrad	MOS 	-19 M	4.50/55/18.25	2.00/37	736.36
7	Gasiewski Krzysztof	MOS 	-19 M	4.00/46		400.00
8	Sawczyk Patryk	FARW 	-19 M	1.00/37		18.18
9	Zegaczewski Igor	SZEL 	-19 M	0.00/37		







Open Ladies Slalom Results

Homologation: Normal

Bib	Name	Club	Categ.	Round 1	Round 2	Overall
1 (GP)	Jaroszewska Izabela	SUN 	Ope F	0.00/55/14.25	3.00/55/18.25	1000.00
2 (GP)	Wróblewska Justyna	ZEFIR 	Ope F	6.00/52	2.00/55/18.25 (Tie break: 1.00/52)	814.81
3 (GP)	Kazek Anna	ZEFIR 	Ope F	6.00/52	2.00/55/18.25	814.81
4	Jeruc Weronika	MOS 	Ope F	5.00/34	3.00/34	92.59

Open Men Slalom Results

Homologation: Normal

Bib	Name	Club	Categ.	Round 1	Round 2	Overall
1 (GP)	Borysewicz Kamil	AKS 	Ope M	4.00/58/14.25	2.00/58/14.25	983.05
2 (GP)	Zawadzki Erwin	MOS 	Ope M	5.50/58/18.25	3.00/58/16.00	864.41
3 (GP)	Kazek Dawid	ZEFIR 	Ope M	5.00/58/14.25	5.50/37	1000.00
4	Kwapien Mariusz	MOS 	Ope M	2.50/58/18.25	4.50/37	754.24
5 (GP)	Lasecki Filip	SUN 	Ope M	3.00/55/18.25	4.00/37	661.02
6	Andracki Dawid	MOS 	Ope M	5.00/37		84.75

Senior 1 Men Slalom Results

Homologation: Normal

Bib	Name	Club	Categ.	Round 1	Round 2	Overall
1 (GP)	Drewiczewski Jaroslaw	ZEFIR 	Se1 M	2.50/49	4.25/52	1000.00
2	Sadowski Adam	SZEL 	Se1 M	3.00/46	6.00/46	700.73
3 (GP)	Krzywicki Mariusz	SZEL 	Se1 M	3.00/43	5.50/43	510.95
4	Kowalski Pawel	PLA 	Se1 M	6.00/43		525.55
4 (GP)	Mos Michal	ZEFIR 	Se1 M	6.00/43		525.55
6	Kedrak Michal	BOR 	Se1 M	2.50/43		423.36



Chief Judge

Homologator

Scorer








Junior Girls under 15 Jump Results

Homologation: Normal

Bib	Name	Club	Categ.	Round 1	Round 2	Overall
1 (GP)	Gajdzik Oliwia	ZEFIR 	-15 F	15.3m	14.8m	1000.00
2 (GP)	Janik Oliwia	XSKI 	-15 F	12.6m	13.4m	771.08




Junior Boys under 15 Jump Results

Homologation: Normal

Bib	Name	Club	Categ.	Round 1	Round 2	Overall
1 (GP)	Wycisk Mateusz	ZEFIR 	-15 M	30.9m	32.7m	1000.00
2 (GP)	Wycisk Jakub	ZEFIR 	-15 M	27.2m	28.7m	823.79
3	Kisiel Dominik	MOS 	-15 M	26.0m	27.0m	748.90
4	Kwapien Olaf	MOS 	-15 M	23.6m	24.7m	647.58
5	Piekarski Maciej	MOS 	-15 M	14.6m	15.4m	237.89
6 (GP)	Janik Wojciech	ZEFIR 	-15 M	11.3m		57.27
7	Ulanowicz Kacper	MOS 	-15 M	0.00m		








Junior Girls under 19 Jump Results

Homologation: Normal

Bib	Name	Club	Categ.	Round 1	Round 2	Overall
1 (GP)	Wozniak Idalia	SKILINE 	-19 F	32.1m	33.9m (Tie break: 33.5m)	1000.00
2 (GP)	Polkowska Zuzanna	MOS 	-19 F	33.0m	33.9m (Tie break: 32.1m)	1000.00
3	Stanczak Aleksandra	BOR 	-19 F	15.4m	15.4m (Tie break: 32.5m)	312.27



Junior Boys under 19 Jump Results

Homologation: Normal

Bib	Name	Club	Categ.	Round 1	Round 2	Overall
1	Zawadzki Konrad	MOS 	-19 M	43.9m	48.0m	1000.00
2 (GP)	Siedlarski Jakub	ZEFIR 	-19 M	34.4m	37.6m	726.32
3 (GP)	Nowakowski Jakub	SKILINE 	-19 M	35.9m	37.5m	723.68
4 (GP)	Oborski Konrad	MOS 	-19 M	32.0m	34.9m	655.26
5	Mieloch Bartosz	MOS 	-19 M	27.9m	30.5m	539.47
6	Zegaczewski Igor	SZEL 	-19 M	16.5m		171.05
7	Gasiewski Krzysztof	MOS 	-19 M	15.5m		144.74






Open Ladies Jump Results

Homologation: Normal

Bib	Name	Club	Categ.	Round 1	Round 2	Overall
1 (GP)	Jaroszewska Izabela	SUN 	Ope F	25.0m	26.5m	1000.00
2	Jeruc Weronika	MOS 	Ope F	16.7m		497.44





Open Men Jump Results

Homologation: Normal

Bib	Name	Club	Categ.	Round 1	Round 2	Overall
1 (GP)	Zawadzki Erwin	MOS 	Ope M	58.9m	58.9m	997.96
2 (GP)	Borysewicz Kamil	AKS 	Ope M	59.0m	57.8m	1000.00
3	Andracki Dawid	MOS 	Ope M	38.8m	41.6m	644.90
4 (GP)	Lasecki Filip	SUN 	Ope M	35.6m	39.5m	602.04
5	Kwapien Mariusz	MOS 	Ope M	18.8m		179.59

Senior 1 Men Jump Results

Homologation: Normal

Bib	Name	Club	Categ.	Round 1	Round 2	Overall
1	Kedrak Michal	BOR 	Se1 M	29.5m	30.5m	1000.00
2 (GP)	Drewiczewski Jaroslaw	ZEFIR 	Se1 M	22.6m	24.6m	712.20
3 (GP)	Krzywicki Mariusz	SZEL 	Se1 M	17.1m	17.4m	360.98
4	Kowalski Pawel	PLA 	Se1 M	0.00m		

Chief Judge

Homologator

Scorer

Junior Girls under 15 Overall Round 1 Results

Bib	Name	Club	Categ.	Slalom	Tricks	Jump	Overall
1 (GP)	Gajdzik Oliwia	ZEFIR	-15 F	1000.00	1000.00	1000.00	3000.00
2 (GP)	Janik Oliwia	XSKI	-15 F	192.31	588.89	674.70	1455.90

Junior Boys under 15 Overall Round 1 Results

Bib	Name	Club	Categ.	Slalom	Tricks	Jump	Overall
1 (GP)	Wycisk Mateusz	ZEFIR	-15 M	760.00	1000.00	1000.00	2760.00
2 (GP)	Wycisk Jakub	ZEFIR	-15 M	840.00	406.25	822.97	2069.22
3	Kisiel Dominik	MOS	-15 M	613.33	585.94	765.55	1964.82
4 (GP)	Janik Wojciech	ZEFIR	-15 M	560.00	765.62	62.20	1387.82
5	Ulanowicz Kacper	MOS	-15 M	1000.00	250.00		1250.00
6	Kwapien Olaf	MOS	-15 M	40.00	257.81	650.72	948.53
7	Piekarski Maciej	MOS	-15 M	613.33	101.56	220.10	934.99



Junior Girls under 19 Overall Round 1 Results

Bib	Name	Club	Categ.	Slalom	Tricks	Jump	Overall
1 (GP)	Wozniak Idalia	SKILINE	-19 F	867.92	1000.00	965.38	2833.30
2 (GP)	Polkowska Zuzanna	MOS	-19 F	1000.00	484.04	1000.00	2484.04
3	Stanczak Aleksandra	BOR	-19 F	113.21	239.36	323.08	675.65






Junior Boys under 19 Overall Round 1 Results

Bib	Name	Club	Categ.	Slalom	Tricks	Jump	Overall
1 (GP)	Siedlarski Jakub	ZEFIR	-19 M	854.55	1000.00	719.76	2574.31
2 (GP)	Nowakowski Jakub	SKILINE	-19 M	790.91	723.00	764.01	2277.92
3	Zawadzki Konrad	MOS	-19 M	1000.00	239.44	1000.00	2239.44
4 (GP)	Oborski Konrad	MOS	-19 M	736.36	136.15	648.97	1521.48
5	Mieloch Bartosz	MOS	-19 M	709.09	154.93	528.02	1392.04
6	Gasiewski Krzysztof	MOS	-19 M	400.00	75.12	162.24	637.36
7	Zegaczewski Igor	SZEL	-19 M		68.08	191.74	259.82





Open Ladies Overall Round 1 Results

Bib	Name	Club	Categ.	Slalom	Tricks	Jump	Overall
1 (GP)	Jaroszevska Izabela	SUN	 Ope F	1000.00	130.02	1000.00	2130.02
2	Jeruc Weronika	MOS	 Ope F	92.59	118.78	538.89	750.26

Open Men Overall Round 1 Results

Bib	Name	Club	Categ.	Slalom	Tricks	Jump	Overall
1 (GP)	Borysewicz Kamil	AKS	 Ope M	983.05	481.64	1000.00	2464.69
2 (GP)	Zawadzki Erwin	MOS	 Ope M	805.08	371.51	997.96	2174.55
3	Kwapien Mariusz	MOS	 Ope M	754.24	581.50	179.59	1515.33
4 (GP)	Lasecki Filip	SUN	 Ope M	661.02	73.42	522.45	1256.89
5	Andracki Dawid	MOS	 Ope M	84.75	89.57	587.76	762.08

Senior 1 Men Overall Round 1 Results

Bib	Name	Club	Categ.	Slalom	Tricks	Jump	Overall
1	Kedrak Michal	BOR	 Se1 M	547.17	660.52	1000.00	2207.69
2 (GP)	Drewiczewski Jaroslaw	ZEFIR	 Se1 M	1000.00	479.70	646.15	2125.85
3 (GP)	Krzywicki Mariusz	SZEL	 Se1 M	566.04	125.46	364.10	1055.60
4	Kowalski Pawel	PLA	 Se1 M	679.25	36.90		716.15

Chief Judge

Homologator

Scorer

Overall Juniors under 15 Team classification Team results

	Club	Name	Categ.	Slalom	Tricks	Jump	Overall	
1	ZEFIR			3160.00	3171.87	2885.17	9217.04	
		(GP)	Gajdzik Oliwia*	-15 F	*1000.00	*1000.00	*1000.00	
		(GP)	Wycisk Mateusz*	-15 M	*760.00	*1000.00	*1000.00	
		(GP)	Wycisk Jakub*	-15 M	*840.00	*406.25	*822.97	
		(GP)	Janik Wojciech*	-15 M	*560.00	*765.62	*62.20	
2	MOS			3111.28	1615.97	1636.37	6363.62	
			Ulanowicz Kacper*	-15 M	*1000.00	*250.00		
			Kisiel Dominik*	-15 M	*613.33	*585.94	*765.55	
			Piekarski Maciej*	-15 M	*613.33	101.56	*220.10	
			Kwapien Olaf*	-15 M	40.00	*257.81	*650.72	
			Haraburda Martyna*	-15 F	*884.62	*522.22		
3	XSKI			272.31	864.06	674.70	1811.07	
			Lasecka Wiktoria*	-15 F		*111.11		
			Drewiczewski Jakub*	-15 M		*78.12		
			Spyra Olivier*	-15 M	*80.00	*85.94		
		(GP)	Janik Oliwia*	-15 F	*192.31	*588.89	*674.70	
4	SZEL			90.25	164.58		254.83	
			Silkowska Julia*	-15 F	*76.92	*133.33		
			Bobrowski Oliwier*	-15 M	*13.33	*31.25		
5	BOR				218.75	218.75		
		Zielinski Filip*	-15 M		*218.75			
6	FARW							
		Malarewicz Mateusz	-15 M					
6	REDA							
		Kleczek Piotr	-15 M					

Overall Juniors under 19 Team classification Team results

	Club	Name	Categ.	Slalom	Tricks	Jump	Overall	
1	MOS			3445.45	1157.75	3176.99	7780.19	
			Zawadzki Konrad*	-19 M	*1000.00	*239.44	*1000.00	
		(GP)	Polkowska Zuzanna*	-19 F	*1000.00	*484.04	*1000.00	
		(GP)	Oborski Konrad*	-19 M	*736.36	136.15	*648.97	
			Mieloch Bartosz*	-19 M	*709.09	*154.93	*528.02	
			Sibicki Jakub*	-19 M	709.09	*279.34		
			Gasiewski Krzysztof	-19 M	400.00	75.12	162.24	
2	SKILINE			1658.83	1723.00	1729.39	5111.22	
		(GP)	Nowakowski Jakub*	-19 M	*790.91	*723.00	*764.01	
		(GP)	Wozniak Idalia*	-19 F	*867.92	*1000.00	*965.38	
3	ZEFIR			1354.55	1319.15	719.76	3393.46	
		(GP)	Siedlarski Jakub*	-19 M	*854.55	*1000.00	*719.76	
		(GP)	Konarska Patrycja*	-19 F	*500.00	*319.15		
4	BOR			113.21	239.36	323.08	675.65	
		Stanczak Aleksandra*	-19 F	*113.21	*239.36	*323.08		
5	SZEL				68.08	191.74	259.82	
		Zedaczewski Igor*	-19 M		*68.08	*191.74		
6	FARW			18.18			18.18	
		Sawczyk Patryk*	-19 M	*18.18				

Overall Open Team classification Team results

	Club	Name	Categ.	Slalom	Tricks	Jump	Overall
1	MOS			1736.66	1161.36	2304.20	5202.22
		(GP) Zawadzki Erwin*	Ope M	*805.08	*371.51	*997.96	
		Andracki Dawid*	Ope M	*84.75	*89.57	*587.76	
		Kwapien Mariusz*	Ope M	*754.24	*581.50	*179.59	
		Jeruc Weronika*	Ope F	*92.59	*118.78	*538.89	
2	ZEFIR			2555.56	2401.28		4956.84
		(GP) Kazek Anna*	Ope F	*777.78	*1000.00		
		(GP) Kazek Dawid*	Ope M	*1000.00	*1000.00		
		(GP) Wróblewska Justyna*	Ope F	*777.78	*401.28		
3	SUN			1661.02	203.44	1522.45	3386.91
		(GP) Jaroszevska Izabela*	Ope F	*1000.00	*130.02	*1000.00	
		(GP) Lasecki Filip*	Ope M	*661.02	*73.42	*522.45	
4	AKS			983.05	481.64	1000.00	2464.69
		(GP) Borysewicz Kamil*	Ope M	*983.05	*481.64	*1000.00	

Overall Seniors 1 Team classification Team results

	Club	Name	Categ.	Slalom	Tricks	Jump	Overall
1	ZEFIR			1679.25	1479.70	646.15	3805.10
		(GP) Drewiczewski Jaroslaw*	Se1 M	*1000.00	*479.70	*646.15	
		(GP) Mos Michal*	Se1 M	*679.25	*1000.00		
2	BOR	Kedrak Michal*	Se1 M	547.17	660.52	1000.00	2207.69
3	SZEL			1358.49	350.55	364.10	2073.14
		(GP) Krzywicki Mariusz*	Se1 M	*566.04	*125.46	*364.10	
		Sadowski Adam*	Se1 M	*792.45	*225.09		
4	PLA	Kowalski Pawel*	Se1 M	679.25	36.90		716.15

Chief Judge

Homologator

Scorer