




























## Junior Girls under 15 Slalom Results

Homologation: Ranking List

Bib	Name	Country	Categ.	Preliminary	Final	Overall
1	(78) Borikova Karin	SVK 	-15 F	5,25/55/14.25	2,50/55/13.00	1000,00
2	(79) Fedorova Lucia	SVK 	-15 F	4,50/55/18.25	4,50/55/16.00	823,01
3	(24) Charnyshova Luisa	BLR 	-15 F	3,00/55/14.25	3,00/55/16.00	902,65
4	(14) Rybak Iryna	UKR 	-15 F	1,50/55/18.25	4,00/55/18.25	707,96
5	(28) Parkhomenka Alena	BLR 	-15 F	2,00/52	4,00/52	601,77
6	(15) Kuzmenko Xeniya	UKR 	-15 F	1,50/52		557,52
7	(65) Beamond Brooke	GBR 	-15 F	3,00/46		371,68
7	(1) De Leijer Jasmijn	NED 	-15 F	3,00/46		371,68
9	(21) Ivashneva Victoria	RUS 	-15 F	6,00/43		106,19
10	(29) Valuiskaya Lizaveta	BLR 	-15 F	0,00/43		














## Junior Boys under 15 Slalom Results


Homologation: Ranking List

Bib	Name	Country	Categ.	Preliminary	Final	Overall
1	(72) Zawadzki Konrad	POL 	-15 M	2,50/58/14.25	2,00/58/14.25	1000,00
2	(9) Goldenberg Yahali	ISR 	-15 M	1,50/58/14.25	5,50/58/18.25	980,20
3	(45) Wiedewild Janosch	GER 	-15 M	5,00/58/18.25	3,00/58/18.25	811,88
4	(43) Astner Felix	GER 	-15 M	3,00/58/18.25	3,00/58/18.25	772,28
5	(81) Saxa Sanuel	SVK 	-15 M	4,00/58/18.25	1,50/58/18.25	792,08
6	(16) Kravchenko Glib	UKR 	-15 M	3,25/58/18.25	5,50/55/18.25	777,23
7	(80) Vasko Daniel	SVK 	-15 M	3,00/58/18.25	5,00/55/18.25	772,28
8	(25) Lapckoyski Kiryl	BLR 	-15 M	4,00/58/18.25	1,50/55/18.25	792,08
9	(11) Asher Roy	ISR 	-15 M	2,50/58/18.25		762,38
10	(10) Fridman Tomer	ISR 	-15 M	2,00/58/18.25		752,48
10	(26) Harbachuk Viktor	BLR 	-15 M	2,00/58/18.25		752,48
10	(44) Meier Finn-Maximilian	GER 	-15 M	2,00/58/18.25		752,48
13	(27) Piatrenka Stefan	BLR 	-15 M	1,50/58/18.25		742,57
14	(17) Samovolik Ivan	UKR 	-15 M	6,00/55/18.25		712,87
15	(12) Asher Yuval	ISR 	-15 M	1,00/55/18.25		613,86
16	(18) Mostovshchikov Serhii	UKR 	-15 M	1,50/52		504,95
17	(2) Potze Ernesto	NED 	-15 M	5,25/46		103,96

## Junior Girls under 19 Slalom Results

Homologation: Ranking List

Bib	Name	Country	Categ.	Preliminary	Final	Overall
1	(34) Kisialiova Katsiaryna	BLR 	-19 F	2,00/55/13.00	3,00/55/12.00	1000,00
2	(13) Ativ Aviv	ISR 	-19 F	2,50/55/12.00	2,25/55/12.00	991,23
3	(46) Bossow Isabel	GER 	-19 F	3,00/55/13.00	4,00/55/13.00	912,28
4	(84) Cseploova Veronika	SVK 	-19 F	2,50/55/13.00	2,50/55/13.00	885,96
5	(51) Svecova Katerina	CZE 	-19 F	1,00/55/14.25	3,00/55/14.25	789,47
6	(52) Splichalova Andrea	CZE 	-19 F	4,00/55/14.25	5,50/55/16.00	807,02
7	(20) Pozdnyakova Daria	RUS 	-19 F	1,00/55/14.25		754,39
8	(31) Petskova Iryna	BLR 	-19 F	3,00/55/16.00		684,21
9	(57) Bodingbauer Maria	AUT 	-19 F	5,50/55/18.25		622,81
10	(53) Starkova Rebeka	CZE 	-19 F	5,25/55/18.25		618,42
11	(56) Wenger Vanessa	AUT 	-19 F	4,00/55/18.25		596,49
12	(74) Rutkowska Malgorzata	POL 	-19 F	3,00/55/18.25		578,95
13	(75) Wozniak Idalia	POL 	-19 F	1,50/55/18.25		552,63



## Junior Boys under 19 Slalom Results

Homologation: Ranking List

Bib	Name	Country	Categ.	Preliminary	Final	Overall
1	(85) Hynek Radovan	SVK	-19 M	0,50/58/10.75	1,00/58/11.25	1000,00
2	(82) Kerpcar Juraj	SVK	-19 M	2,00/58/13.00	3,00/58/12.00	857,14
3	(77) Borysewicz Kamil	POL	-19 M	2,50/58/12.00	1,50/58/12.00	849,62
4	(32) Shpak Stsiapan	BLR	-19 M	1,25/58/12.00	0,00/58/12.00	830,83
5	(33) Marozau Artsiom	BLR	-19 M	1,00/58/12.00	0,00/58/12.00	827,07
6	(35) Purosau Mikhail	BLR	-19 M	0,50/58/13.00	2,50/58/13.00	759,40
7	(83) Wolf Nikolas	SVK	-19 M	3,00/58/13.00	0,00/58/13.00	766,92
8	(58) Schickmaier Alexander	AUT	-19 M	4,25/58/14.25	1,00/58/14.25	695,49
9	(86) Lazar Peter	SVK	-19 M	2,00/58/12.00	5,50/58/16.00	842,11
10	(47) Klein Max	GER	-19 M	5,25/58/14.25	1,50/58/16.00	710,53
11	(30) Antonau Anton	BLR	-19 M	1,50/58/14.25		654,14
12	(76) Gogola Wojciech	POL	-19 M	1,25/58/14.25		650,38
13	(50) Heinicke Philipp	GER	-19 M	4,50/58/16.00		609,02
13	(54) Hintringer Fabian	AUT	-19 M	4,50/58/16.00		609,02
15	(48) Renz Manuel	GER	-19 M	4,25/58/16.00		605,26
16	(49) Prigge Max	GER	-19 M	1,50/58/16.00		563,91
17	(73) Zawadzki Erwin	POL	-19 M	4,00/58/18.25		511,28
18	(66) Charles Richard	GBR	-19 M	5,00/55/18.25		436,09
19	(55) Bauer Felix	AUT	-19 M	4,50/49		67,67
20	(3) Van De Waarsenburg Dennis	NED	-19 M	4,00/49		60,15

## Senior 1 Ladies Slalom Results

Homologation: Ranking List

Bib	Name	Country	Categ.	Preliminary	Final	Overall
1	(22) Meier-Gromyko Julia	BLR	Se1 F	1,50/55/13.00	5,00/55/12.00	1000,00
2	(87) Gogola Anna	POL	Se1 F	3,50/55/18.25	1,50/55/18.25	518,87
3	(23) Avdonina Tatsiana	BLR	Se1 F	5,50/52	4,50/52	443,40
4	(7) Fridman Blat Naomi	ISR	Se1 F	3,00/52	3,00/52	396,23
5	(71) Cater Elaine	GBR	Se1 F	2,50/49	5,50/46	273,58

## Senior 1 Men Slalom Results


Homologation: Ranking List

Bib	Name	Country	Categ.	Preliminary	Final	Overall
1	(41) Jelonnek Thorsten	GER	Se1 M	2,50/55/14.25	4,00/55/12.00	1000,00
2	(39) Graw Martin	GER	Se1 M	2,00/55/13.00	3,00/55/13.00	865,38
3	(40) Schiewe Rolf	GER	Se1 M	5,25/55/13.00	2,00/55/13.00	908,65
4	(4) Jettinghoff Marcel	NED	Se1 M	2,00/55/14.25	2,50/55/14.25	740,38
5	(68) Marston Stuart	GBR	Se1 M	5,00/55/14.25	3,00/55/16.00	788,46
6	(37) Schnugg Roland	*GER	Se1 M	3,00/55/13.00	2,50/55/16.00	865,38
7	(42) Usinger Jürgen	GER	Se1 M	5,00/55/18.25		557,69
8	(67) Hamblin Steven	GBR	Se1 M	5,50/52		105,77
8	(60) Probst Guenther	AUT	Se1 M	5,50/52		105,77
10	(6) Fridman Erez	ISR	Se1 M	4,00/52		76,92
11	(61) Paulmair Engelbert	AUT	Se1 M	3,00/52		57,69
12	(70) Beaumont Andrew	GBR	Se1 M	2,50/52		48,08
12	(63) Hintringer Manfred	AUT	Se1 M	2,50/52		48,08
12	(62) Waßner Norbert	AUT	Se1 M	2,50/52		48,08

## Junior Girls under 15 Tricks Results

Homologation: Ranking List

Bib	Name	Country	Categ.	Preliminary	Final	Overall
1	(14) Rybak Iryna	UKR	-15 F	6670	6890	1000,00
2	(24) Charnyshova Luisa	BLR	-15 F	6140	6620	960,81



Bib	Name	Country	Categ.	Preliminary	Final	Overall
3	(21) Ivashneva Victoria	RUS	-15 F	5880	6570	953,56
4	(28) Parkhomenka Alena	BLR	-15 F	4820	6450	936,14
5	(15) Kuzmenko Xeniya	UKR	-15 F	4980	6020	873,73
6	(29) Valuiskaya Lizaveta	BLR	-15 F	3000		435,41
7	(78) Borikova Karin	SVK	-15 F	2710		393,32
8	(79) Fedorova Lucia	SVK	-15 F	2170		314,95
9	(1) De Leijer Jasmijn	NED	-15 F	800		116,11

### Junior Boys under 15 Tricks Results

Homologation: Ranking List

Bib	Name	Country	Categ.	Preliminary	Final	Overall
1	(17) Samovolik Ivan	UKR	-15 M	6700	7670	1000,00
2	(26) Harbachuk Viktor	BLR	-15 M	7550	7550	984,35
3	(25) Lapckoyski Kiryl	BLR	-15 M	5820	6580	857,89
4	(27) Piatrenka Stefan	BLR	-15 M	6230	6230	812,26
5	(18) Mostovshchikov Serhii	UKR	-15 M	4180	3540	544,98
6	(16) Kravchenko Glib	UKR	-15 M	5170	3200	674,05
7	(10) Fridman Tomer	ISR	-15 M	3440	2980	448,50
8	(45) Wiedewild Janosch	GER	-15 M	2550	2420	332,46
9	(11) Asher Roy	ISR	-15 M	2400		312,91
10	(80) Vasko Daniel	SVK	-15 M	2110		275,10
11	(44) Meier Finn-Maximilian	GER	-15 M	2000		260,76
12	(12) Asher Yuval	ISR	-15 M	1870		243,81
13	(43) Astner Felix	GER	-15 M	1570		204,69
14	(9) Goldenberg Yahali	ISR	-15 M	1500		195,57
15	(72) Zawadzki Konrad	POL	-15 M	1010		131,68
16	(2) Potze Ernesto	NED	-15 M	290		37,81

### Junior Girls under 19 Tricks Results


Homologation: Ranking List

Bib	Name	Country	Categ.	Preliminary	Final	Overall
1	(34) Kisialiova Katsiaryna	BLR	-19 F	7570	8760	1000,00
2	(31) Petskova Iryna	BLR	-19 F	5830	6290	718,04
3	(51) Svecova Katerina	CZE	-19 F	5520	6050	690,64
4	(19) Pirozhenko Anna	UKR	-19 F	5230	5960	680,37
5	(53) Starkova Rebeka	CZE	-19 F	5000	5530	631,28
6	(20) Pozdnyakova Daria	RUS	-19 F	4090	5290	603,88
7	(52) Splichalova Andrea	CZE	-19 F	3920		447,49
8	(84) Cseploova Veronika	SVK	-19 F	3110		355,02
9	(75) Wozniak Idalia	POL	-19 F	2960		337,90
10	(46) Bossow Isabel	GER	-19 F	1680		191,78
11	(74) Rutkowska Malgorzata	POL	-19 F	1660		189,50
12	(56) Wenger Vanessa	AUT	-19 F	1010		115,30
13	(57) Bodingbauer Maria	AUT	-19 F	200		22,83

### Junior Boys under 19 Tricks Results

Homologation: Ranking List

Bib	Name	Country	Categ.	Preliminary	Final	Overall
1	(32) Shpak Stsiapan	BLR	-19 M	8360	9370	1000,00
2	(33) Marozau Artsiom	BLR	-19 M	7720	8270	882,60
3	(85) Hynek Radovan	SVK	-19 M	6200	6980	744,93
4	(50) Heinicke Philipp	GER	-19 M	5880	6550	699,04
5	(35) Purosau Mikhail	BLR	-19 M	9340	5860	996,80
6	(30) Antonau Anton	BLR	-19 M	7500	5750	800,43
7	(83) Wolf Nikolas	SVK	-19 M	4880	5660	604,06



Bib	Name	Country	Categ.	Preliminary	Final	Overall
8	(49) Prigge Max	GER	-19 M	4450	4410	474,92
9	(82) Kerpcar Juraj	SVK	-19 M	4320		461,05
10	(47) Klein Max	GER	-19 M	4150		442,90
11	(77) Borysewicz Kamil	POL	-19 M	3610		385,27
12	(48) Renz Manuel	GER	-19 M	3350		357,52
13	(76) Gogola Wojciech	POL	-19 M	2950		314,83
14	(58) Schickmaier Alexander	AUT	-19 M	2500		266,81
15	(3) Van De Waarsenburg Dennis	NED	-19 M	1440		153,68
16	(73) Zawadzki Erwin	POL	-19 M	970		103,52
17	(54) Hintringer Fabian	AUT	-19 M	0		

### Senior 1 Ladies Tricks Results

Homologation: Ranking List

Bib	Name	Country	Categ.	Preliminary	Final	Overall
1	(22) Meier-Gromyko Julia	BLR	Se1 F	8310	4560	1000,00
2	(23) Avdonina Tatsiana	BLR	Se1 F	3290	4060	488,57
3	(87) Gogola Anna	POL	Se1 F	2960	2380	356,20
4	(71) Cater Elaine	GBR	Se1 F	20	40	4,81

### Senior 1 Men Tricks Results

Homologation: Ranking List

Bib	Name	Country	Categ.	Preliminary	Final	Overall
1	(36) Bruenjes Jan	*GER	Se1 M	5060	4840	1000,00
2	(39) Graw Martin	GER	Se1 M	2320	3190	630,43
3	(68) Marston Stuart	GBR	Se1 M	2450	2450	484,19
4	(41) Jelonnek Thorsten	GER	Se1 M	1670	2110	417,00
5	(40) Schiewe Rolf	GER	Se1 M	2330	1570	460,47
6	(4) Jettinghoff Marcel	NED	Se1 M	1550	1410	306,32
7	(8) Gilboa Eliezer	ISR	Se1 M	1240		245,06
8	(63) Hintringer Manfred	AUT	Se1 M	970		191,70
9	(42) Usinger Jürgen	GER	Se1 M	790		156,13
10	(60) Probst Guenther	AUT	Se1 M	620		122,53
11	(61) Paulmair Engelbert	AUT	Se1 M	600		118,58
12	(67) Hamblin Steven	GBR	Se1 M	470		92,89

### Junior Girls under 15 Jump Results


Homologation: Ranking List

Bib	Name	Country	Categ.	Preliminary	Final	Overall
1	(24) Charnyshova Luisa	BLR	-15 F	30,8m	30,7m	1000,00
2	(78) Borikova Karin	SVK	-15 F	26,8m	29,5m	957,79
3	(15) Kuzmenko Xeniya	UKR	-15 F	27,3m	27,1m	886,36
4	(28) Parkhomenka Alena	BLR	-15 F	24,9m	24,4m	808,44
5	(14) Rybak Iryna	UKR	-15 F	26,7m	0,00m	866,88
6	(29) Valuiskaya Lizaveta	BLR	-15 F	23,7m		769,48
7	(21) Ivashneva Victoria	RUS	-15 F	19,2m		623,38

### Junior Boys under 15 Jump Results

Homologation: Ranking List

Bib	Name	Country	Categ.	Preliminary	Final	Overall
1	(72) Zawadzki Konrad	POL	-15 M	44,3m	46,7m	1000,00
2	(26) Harbachuk Viktor	BLR	-15 M	35,6m	35,2m	762,31
3	(25) Lapckoyski Kiryl	BLR	-15 M	33,7m	33,6m	721,63



Bib	Name	Country	Categ.	Preliminary	Final	Overall
4	(27) Piatrenka Stefan	BLR	-15 M	33,7m	32,3m	721,63
5	(9) Goldenberg Yahali	ISR	-15 M	32,6m	32,2m	698,07
6	(17) Samovolik Ivan	UKR	-15 M	29,8m	31,6m	676,66
7	(16) Kravchenko Glib	UKR	-15 M	28,9m		618,84
8	(12) Asher Yuval	ISR	-15 M	27,5m		588,87
9	(11) Asher Roy	ISR	-15 M	25,8m		552,46
10	(43) Astner Felix	GER	-15 M	25,3m		541,76
11	(45) Wiedewild Janosch	GER	-15 M	22,3m		477,52
12	(80) Vasko Daniel	SVK	-15 M	22,2m		475,37
13	(44) Meier Finn-Maximilian	GER	-15 M	19,0m		406,85
14	(18) Mostovshchikov Serhii	UKR	-15 M	16,4m		351,18

### Junior Girls under 19 Jump Results

Homologation: Ranking List

Bib	Name	Country	Categ.	Preliminary	Final	Overall
1	(34) Kisialiova Katsiaryna	BLR	-19 F	34,6m	35,8m	1000,00
2	(31) Petskova Iryna	BLR	-19 F	35,6m	34,8m	993,51
3	(84) Cseploova Veronika	SVK	-19 F	34,3m	34,6m	961,04
4	(51) Svecova Katerina	CZE	-19 F	33,9m	34,4m	954,55
5	(52) Splichalova Andrea	CZE	-19 F	33,7m	34,2m	948,05
6	(20) Pozdnyakova Daria	RUS	-19 F	34,5m	33,0m	957,79
7	(75) Wozniak Idalia	POL	-19 F	33,1m		912,34
8	(74) Rutkowska Malgorzata	POL	-19 F	33,0m		909,09
9	(53) Starkova Rebeka	CZE	-19 F	31,6m		863,64
10	(46) Bossow Isabel	GER	-19 F	27,0m		714,29
11	(56) Wenger Vanessa	AUT	-19 F	23,5m		600,65
12	(57) Bodingbauer Maria	AUT	-19 F	20,2m		493,51

### Junior Boys under 19 Jump Results

Homologation: Ranking List

Bib	Name	Country	Categ.	Preliminary	Final	Overall
1	(32) Shpak Stsiapan	BLR	-19 M	56,2m	56,5m	974,84
2	(77) Borysewicz Kamil	POL	-19 M	57,7m	56,3m	1000,00
3	(73) Zawadzki Erwin	POL	-19 M	49,0m	52,0m	880,50
4	(33) Marozau Artsiom	BLR	-19 M	50,2m	49,4m	842,77
5	(30) Antonau Anton	BLR	-19 M	48,7m	49,3m	823,90
6	(82) Kerpcar Juraj	SVK	-19 M	46,1m	47,1m	777,78
7	(50) Heinicke Philipp	GER	-19 M	44,8m	46,1m	756,81
8	(35) Purosau Mikhail	BLR	-19 M	42,3m	41,4m	677,15
9	(47) Klein Max	GER	-19 M	41,9m		668,76
10	(54) Hintringer Fabian	AUT	-19 M	41,2m		654,09
11	(83) Wolf Nikolas	SVK	-19 M	41,0m		649,90
12	(48) Renz Manuel	GER	-19 M	40,8m		645,70
13	(76) Gogola Wojciech	POL	-19 M	40,0m		628,93
14	(58) Schickmaier Alexander	AUT	-19 M	37,1m		568,13
15	(49) Prigge Max	GER	-19 M	37,0m		566,04
16	(86) Lazar Peter	SVK	-19 M	36,1m		547,17
17	(3) Van De Waarsenburg Dennis	NED	-19 M	20,0m		209,64

### Senior 1 Ladies Jump Results

Homologation: Ranking List

Bib	Name	Country	Categ.	Preliminary	Final	Overall
1	(22) Meier-Gromyko Julia	BLR	Se1 F	47,1m	41,8m	1000,00
2	(87) Gogola Anna	POL	Se1 F	31,4m	31,6m	631,83
3	(71) Cater Elaine	GBR	Se1 F	12,7m	10,0m	182,90



## Senior 1 Men Jump Results

Homologation: Ranking List

Bib	Name	Country	Categ.	Preliminary	Final	Overall
1	(63) Hintringer Manfred	AUT	Se1 M	51,7m	54,8m	1000,00
2	(68) Marston Stuart	GBR	Se1 M	41,4m	40,1m	700,89
3	(38) Fehrmann Herbert	*GER	Se1 M	37,7m	37,2m	618,30
4	(39) Graw Martin	GER	Se1 M	38,0m	35,1m	625,00
5	(67) Hamblin Steven	GBR	Se1 M	32,1m	34,9m	555,80
6	(41) Jelonnek Thorsten	GER	Se1 M	30,5m		457,59
7	(40) Schiewe Rolf	GER	Se1 M	30,4m		455,36
8	(4) Jettinghoff Marcel	NED	Se1 M	19,2m		205,36
9	(42) Usinger Jürgen	GER	Se1 M	17,0m		156,25

## Junior Girls under 15 Overall Results


Bib	Name	Country	Categ.	Slalom	Tricks	Jump	Overall
1	(24) Charnyshova Luisa	BLR	-15 F	902,65	960,81	1000,00	2863,46
2	(14) Rybak Iryna	UKR	-15 F	707,96	1000,00	866,88	2574,84
3	(78) Borikova Karin	SVK	-15 F	1000,00	393,32	957,79	2351,11
4	(28) Parkhomenka Alena	BLR	-15 F	601,77	936,14	808,44	2346,35
5	(15) Kuzmenko Xeniya	UKR	-15 F	557,52	873,73	886,36	2317,61
6	(21) Ivashneva Victoria	RUS	-15 F	106,19	953,56	623,38	1683,13
7	(29) Valuiskaya Lizaveta	BLR	-15 F		435,41	769,48	1204,89

## Junior Boys under 15 Overall Results

Bib	Name	Country	Categ.	Slalom	Tricks	Jump	Overall
1	(26) Harbachuk Viktor	BLR	-15 M	752,48	984,35	762,31	2499,14
2	(17) Samovolik Ivan	UKR	-15 M	712,87	1000,00	676,66	2389,53
3	(25) Lapckoyski Kiryl	BLR	-15 M	792,08	857,89	721,63	2371,60
4	(27) Piatrenka Stefan	BLR	-15 M	742,57	812,26	721,63	2276,46
5	(72) Zawadzki Konrad	POL	-15 M	1000,00	131,68	1000,00	2131,68
6	(16) Kravchenko Glib	UKR	-15 M	777,23	674,05	618,84	2070,12
7	(9) Goldenberg Yahali	ISR	-15 M	980,20	195,57	698,07	1873,84
8	(11) Asher Roy	ISR	-15 M	762,38	312,91	552,46	1627,75
9	(45) Wiedewild Janosch	GER	-15 M	811,88	332,46	477,52	1621,86
10	(80) Vasko Daniel	SVK	-15 M	772,28	275,10	475,37	1522,75
11	(43) Astner Felix	GER	-15 M	772,28	204,69	541,76	1518,73
12	(12) Asher Yuval	ISR	-15 M	613,86	243,81	588,87	1446,54
13	(44) Meier Finn-Maximilian	GER	-15 M	752,48	260,76	406,85	1420,09
14	(18) Mostovshchikov Serhii	UKR	-15 M	504,95	544,98	351,18	1401,11

## Junior Girls under 19 Overall Results

Bib	Name	Country	Categ.	Slalom	Tricks	Jump	Overall
1	(34) Kisialiova Katsiaryna	BLR	-19 F	1000,00	1000,00	1000,00	3000,00
2	(51) Svecova Katerina	CZE	-19 F	789,47	690,64	954,55	2434,66
3	(31) Petskova Iryna	BLR	-19 F	684,21	718,04	993,51	2395,76
4	(20) Pozdnyakova Daria	RUS	-19 F	754,39	603,88	957,79	2316,06
5	(52) Splichalova Andrea	CZE	-19 F	807,02	447,49	948,05	2202,56
6	(84) Cseploova Veronika	SVK	-19 F	885,96	355,02	961,04	2202,02
7	(53) Starkova Rebeka	CZE	-19 F	618,42	631,28	863,64	2113,34



Bib	Name	Country	Categ.	Slalom	Tricks	Jump	Overall
8 (46)	Bossow Isabel	GER	-19 F	912,28	191,78	714,29	1818,35
9 (75)	Wozniak Idalia	POL	-19 F	552,63	337,90	912,34	1802,87
10 (74)	Rutkowska Malgorzata	POL	-19 F	578,95	189,50	909,09	1677,54
11 (56)	Wenger Vanessa	AUT	-19 F	596,49	115,30	600,65	1312,44
12 (57)	Bodingbauer Maria	AUT	-19 F	622,81	22,83	493,51	1139,15

### Junior Boys under 19 Overall Results

Bib	Name	Country	Categ.	Slalom	Tricks	Jump	Overall
1 (32)	Shpak Stsiapan	BLR	-19 M	830,83	1000,00	974,84	2805,67
2 (33)	Marozau Artsiom	BLR	-19 M	827,07	882,60	842,77	2552,44
3 (35)	Purosau Mikhail	BLR	-19 M	759,40	996,80	677,15	2433,35
4 (30)	Antonau Anton	BLR	-19 M	654,14	800,43	823,90	2278,47
5 (77)	Borysewicz Kamil	POL	-19 M	849,62	385,27	1000,00	2234,89
6 (82)	Kerpcar Juraj	SVK	-19 M	857,14	461,05	777,78	2095,97
7 (50)	Heinicke Philipp	GER	-19 M	609,02	699,04	756,81	2064,87
8 (83)	Wolf Nikolas	SVK	-19 M	766,92	604,06	649,90	2020,88
9 (47)	Klein Max	GER	-19 M	710,53	442,90	668,76	1822,19
10 (48)	Renz Manuel	GER	-19 M	605,26	357,52	645,70	1608,48
11 (49)	Prigge Max	GER	-19 M	563,91	474,92	566,04	1604,87
12 (76)	Gogola Wojciech	POL	-19 M	650,38	314,83	628,93	1594,14
13 (58)	Schickmaier Alexander	AUT	-19 M	695,49	266,81	568,13	1530,43
14 (73)	Zawadzki Erwin	POL	-19 M	511,28	103,52	880,50	1495,30
15 (54)	Hintringer Fabian	AUT	-19 M	609,02		654,09	1263,11
16 (3)	Van De Waarsenburg Dennis	NED	-19 M	60,15	153,68	209,64	423,47

### Senior 1 Ladies Overall Results

Bib	Name	Country	Categ.	Slalom	Tricks	Jump	Overall
1 (22)	Meier-Gromyko Julia	BLR	Se1 F	1000,00	1000,00	1000,00	3000,00
2 (87)	Gogola Anna	POL	Se1 F	518,87	356,20	631,83	1506,90
3 (71)	Cater Elaine	GBR	Se1 F	273,58	4,81	182,90	461,29

### Senior 1 Men Overall Results

Bib	Name	Country	Categ.	Slalom	Tricks	Jump	Overall
1 (39)	Graw Martin	GER	Se1 M	865,38	630,43	625,00	2120,81
2 (68)	Marston Stuart	GBR	Se1 M	788,46	484,19	700,89	1973,54
3 (41)	Jelonnek Thorsten	GER	Se1 M	1000,00	417,00	457,59	1874,59
4 (40)	Schiewe Rolf	GER	Se1 M	908,65	460,47	455,36	1824,48
5 (4)	Jettinghoff Marcel	NED	Se1 M	740,38	306,32	205,36	1252,06
6 (63)	Hintringer Manfred	AUT	Se1 M	48,08	191,70	1000,00	1239,78
7 (42)	Usinger Jürgen	GER	Se1 M	557,69	156,13	156,25	870,07
8 (67)	Hamblin Steven	GBR	Se1 M	105,77	92,89	555,80	754,46

 Chief Judge  
 Berrie Hendriks

 Homologator  
 Vladimir Procka

 Scorer  
 Heidi Pauen