

Under 14 Girls Slalom Results

	Name	Club	Categ.	Preliminary	Final	Overall
1	Wozniak Idalia	SKILINE	-14 F	2,00/55/18.25	4,00/52	1000,00
2	Grochowska Kinga	MOS	-14 F	1,00/52	2,50/49	840,91
3	Habera Karolina	JAWORZNO	-14 F	2,00/43	4,00/43	500,00
4	Liese Gabriela	SKIRIDE	-14 F	2,50/37	3,00/37	204,55
5	Polkowska Zuzanna	MOS	-14 F	2,00/43	4,50/34	454,55
6	Kompert Sara	JAWORZNO	-14 F	5,00/34		113,64
7	Konarska Patrycja	ZEFIR	-14 F	0,00/34		

Under 14 Boys Slalom Results

	Name	Club	Categ.	Preliminary	Final	Overall
1	Zawadzki Konrad	MOS	-14 M	3,00/55/18.25	2,00/55/16.00	1000,00
2	Sibicki Jakub	MOS	-14 M	5,00/37	4,00/55/18.25	909,09
3	Grzesiak Mateusz	SKILINE	-14 M	4,50/55/18.25	3,50/55/18.25	920,45
4	Wiaderny Mikolaj	UKNW	-14 M	2,00/55/18.25	1,50/55/18.25	863,64
5	Rolak Lukasz	SKIRIDE	-14 M	3,25/37	3,50/37	79,55
6	Siedlarski Jakub	ZEFIR	-14 M	3,00/37		68,18

Under 17 Girls Slalom Results

	Name	Club	Categ.	Preliminary	Final	Overall
1	Rutkowska Malgorzata	SPARTA	-17 F	4,50/55/18.25	3,50/55/14.25	1000,00
2	Molenda Magdalena	MOS	-17 F	4,50/46	1,50/49	547,83
3	Raczkowska Izabela	MOS	-17 F	5,50/43	4,00/43	408,70
4	Jaroszewska Izabela	JANSKI	-17 F	2,25/34	2,25/40	247,83
5	Cyl Ewelina	SPARTA	-17 F	4,50/34	3,50/34	78,26

Under 17 Boys Slalom Results



	Name	Club	Categ.	Preliminary	Final	Overall
1	Borysewicz Kamil	SPARTA	-17 M	0,50/58/13.00	2,50/58/12.00	1000,00
2	Zawadzki Erwin	MOS	-17 M	3,00/58/16.00	2,00/58/14.25	817,52
3	Kowalczyk Krzysztof	ZEFIR	-17 M	2,50/58/14.25	5,00/58/18.25	824,82
4	Gogola Wojciech	ZEFIR	-17 M	4,50/58/16.00	4,00/58/18.25	766,42
5	Oronowicz Jakub	SKILINE	-17 M	2,50/58/18.25	2,50/58/18.25	649,64
6	Karwaj Maciej	WROCLAW	-17 M	0,00/37		
6	Nowicki Dawid	WROCLAW	-17 M	0,00/37		

Under 21 Ladies Slalom Results



	Name	Club	Categ.	Preliminary	Final	Overall
1	Kuzbiel Aleksandra	MOS	-21 F	3,00/52	3,00/52	886,36
2	Kusiak Ada	SKILINE	-21 F	2,50/49	1,00/52	840,91
3	Otremba Anna	ZEFIR	-21 F	2,00/43	3,00/46	613,64
4	Gogola Aleksandra	ZEFIR	-21 F	2,00/55/18.25	3,50/34	1000,00

Under 21 Men Slalom Results






	Name	Club	Categ.	Preliminary	Final	Overall
1	Gruca Martin	ZEFIR	-21 M	4,50/58/13.00	1,50/58/12.00	1000,00
2	Swietek Pawel	ZEFIR	-21 M	3,50/58/18.25	4,50/58/14.25	866,67
3	Szumski Seweryn	MOS	-21 M	2,00/58/16.00	3,50/58/16.00	762,96
4	Ulanowicz Olaf	MOS	-21 M	3,00/58/18.25	4,50/58/18.25	688,89

	Name	Club	Categ.	Preliminary	Final	Overall
5	Kowalczyk Tadeusz	ZEFIR 	-21 M	2,50/58/18.25 <small>(Tiebreak: 4,00/58/18.25)</small>	2,50/58/18.25	659,26
6	Andracki Dawid	MOS 	-21 M	2,50/58/18.25 <small>(Tiebreak: 3,00/58/18.25)</small>		659,26








Over 35 Ladies Slalom Results

	Name	Club	Categ.	Preliminary	Final	Overall
1	Gogola Anna	ZEFIR 	35+ F	4,50/55/18.25	4,50/55/18.25	1000,00
2	Szafranska-Rolak Justyna	SKIRIDE 	35+ F	1,50/52	2,50/55/18.25	956,99






Over 35 Men Slalom Results

	Name	Club	Categ.	Preliminary	Final	Overall
1	Rytko Dariusz	UKNW 	35+ M	0,00/55/13.00	1,25/55/13.00	1000,00
2	Puzynowski Piotr	UKNW 	35+ M	2,00/37	3,00/55/14.25	923,08
3	Gruca Mariusz	ZEFIR 	35+ M	3,00/52	2,00/52	597,29
4	Teodorowicz Jerzy	SKIRIDE 	35+ M	3,50/52	5,00/37	606,33
5	Kuhnt Günter	BRH 	35+ M	4,00/55/14.25		941,18




Under 14 Girls Tricks Results

	Name	Club	Categ.	Preliminary	Final	Overall
1	Wozniak Idalia	SKILINE 	-14 F	1930	2200	1000,00
2	Kompert Sara	JAWORZNO 	-14 F	970	740	440,91
3	Konarska Patrycja	ZEFIR 	-14 F	740	620	336,36
4	Byczkowska Milena	JAWORZNO 	-14 F	580	580	263,64
5	Habera Karolina	JAWORZNO 	-14 F	580	460	263,64
6	Polkowska Zuzanna	MOS 	-14 F	400		181,82
7	Grochowska Kinga	MOS 	-14 F	340		154,55





Under 14 Boys Tricks Results

	Name	Club	Categ.	Preliminary	Final	Overall
1	Grzesiak Mateusz	SKILINE 	-14 M	1420	1240	1000,00
2	Zawadzki Konrad	MOS 	-14 M	560	820	577,46
3	Sibicki Jakub	MOS 	-14 M	720	540	507,04
4	Siedlarski Jakub	ZEFIR 	-14 M	700	240	492,96
5	Pekala Mateusz	ZEFIR 	-14 M	440	80	309,86

Under 17 Girls Tricks Results

	Name	Club	Categ.	Preliminary	Final	Overall
1	Rutkowska Malgorzata	SPARTA 	-17 F	1090	1390	1000,00
2	Molenda Magdalena	MOS 	-17 F	700	640	503,60
3	Jaroszevska Izabela	JANSKI 	-17 F	430	180	309,35

Under 17 Boys Tricks Results

	Name	Club	Categ.	Preliminary	Final	Overall
1	Gogola Wojciech	ZEFIR 	-17 M	3450	1930	1000,00
2	Borysewicz Kamil	SPARTA 	-17 M	1730	1650	501,45
3	Kowalczyk Krzysztof	ZEFIR 	-17 M	1140	1450	420,29
4	Zawadzki Erwin	MOS 	-17 M	1260	1060	365,22

Under 21 Ladies Tricks Results

	Name	Club	Categ.	Preliminary	Final	Overall
1	Kuzbiel Aleksandra	MOS	-21 F	540	780	928,57
2	Otremba Anna	ZEFIR	-21 F	840		1000,00

Under 21 Men Tricks Results

	Name	Club	Categ.	Preliminary	Final	Overall
1	Swietek Pawel	ZEFIR	-21 M	3100	3350	775,46
2	Kuprewicz Gabriel	JAWORZNO	-21 M	2780	2590	643,52
3	Ulanowicz Olaf	MOS	-21 M	700	1230	284,72
4	Szumski Seweryn	MOS	-21 M	1360	980	314,81
5	Gruca Martin	ZEFIR	-21 M	4320		1000,00
6	Andracki Dawid	MOS	-21 M	660		152,78

Over 35 Ladies Tricks Results

	Name	Club	Categ.	Preliminary	Final	Overall
1	Gogola Anna	ZEFIR	35+ F	1880		1000,00

Under 14 Girls Jump Results

	Name	Club	Categ.	Preliminary	Final	Overall
1	Wozniak Idalia	SKILINE	-14 F	16,7m	21,4m	1000,00
2	Grochowska Kinga	MOS	-14 F	16,7m	17,3m	715,28
3	Polkowska Zuzanna	MOS	-14 F	15,5m	16,5m	659,72

Under 14 Boys Jump Results

	Name	Club	Categ.	Preliminary	Final	Overall
1	Zawadzki Konrad	MOS	-14 M	28,1m	29,0m	1000,00
2	Sibicki Jakub	MOS	-14 M	20,7m	21,4m	600,00
3	Grzesiak Mateusz	SKILINE	-14 M	17,4m	20,9m	573,68
4	Walamaniuk Ksawery	SPARTA	-14 M	9,9m	12,1m	110,53

Under 17 Girls Jump Results

	Name	Club	Categ.	Preliminary	Final	Overall
1	Rutkowska Malgorzata	SPARTA	-17 F	30,9m	33,2m	1000,00
2	Cyl Ewelina	SPARTA	-17 F	22,1m	22,9m	606,87
3	Molenda Magdalena	MOS	-17 F	21,1m	20,2m	538,17
4	Raczkowska Izabela	MOS	-17 F	15,2m	18,8m	450,38

Under 17 Boys Jump Results

	Name	Club	Categ.	Preliminary	Final	Overall
1	Borysewicz Kamil	SPARTA	-17 M	50,9m	46,1m	1000,00
2	Zawadzki Erwin	MOS	-17 M	36,9m	33,6m	657,70
3	Gogola Wojciech	ZEFIR	-17 M	31,3m	25,0m	520,78
4	Kowalczyk Krzysztof	ZEFIR	-17 M	21,3m	23,0m	317,85

Under 21 Ladies Jump Results

	Name	Club	Categ.	Preliminary	Final	Overall
1	Kuzbiel Aleksandra	MOS	-21 F	17,0m	18,7m	1000,00
2	Otremba Anna	ZEFIR	-21 F	13,3m	14,9m	675,21
3	Gogola Aleksandra	ZEFIR	-21 F	13,5m	14,8m	666,67

Under 21 Men Jump Results

	Name	Club	Categ.	Preliminary	Final	Overall
1	Andracki Dawid	MOS	-21 M	45,6m	41,9m	1000,00
2	Szumski Seweryn	MOS	-21 M	40,2m	41,7m	890,45
3	Swietek Pawel	ZEFIR	-21 M	37,4m	40,7m	862,36
4	Kowalczyk Tadeusz	ZEFIR	-21 M	14,6m	16,4m	179,78
5	Ulanowicz Olaf	MOS	-21 M	21,2m		314,61

Over 35 Ladies Jump Results

	Name	Club	Categ.	Preliminary	Final	Overall
1	Gogola Anna	ZEFIR	35+ F	30,0m		1000,00

Under 14 Girls Overall Results

	Name	Club	Categ.	Slalom	Tricks	Jump	Overall
1	Wozniak Idalia	SKILINE	-14 F	1000,00	1000,00	1000,00	3000,00
2	Grochowska Kinga	MOS	-14 F	840,91	154,55	715,28	1710,74
3	Polkowska Zuzanna	MOS	-14 F	454,55	181,82	659,72	1296,09

Under 14 Boys Overall Results

	Name	Club	Categ.	Slalom	Tricks	Jump	Overall
1	Zawadzki Konrad	MOS	-14 M	1000,00	577,46	1000,00	2577,46
2	Grzesiak Mateusz	SKILINE	-14 M	920,45	1000,00	573,68	2494,13
3	Sibicki Jakub	MOS	-14 M	909,09	507,04	600,00	2016,13

Under 17 Girls Overall Results

	Name	Club	Categ.	Slalom	Tricks	Jump	Overall
1	Rutkowska Malgorzata	SPARTA	-17 F	1000,00	1000,00	1000,00	3000,00
2	Molenda Magdalena	MOS	-17 F	547,83	503,60	538,17	1589,60

Under 17 Boys Overall Results

	Name	Club	Categ.	Slalom	Tricks	Jump	Overall
1	Borysewicz Kamil	SPARTA	-17 M	1000,00	501,45	1000,00	2501,45
2	Gogola Wojciech	ZEFIR	-17 M	766,42	1000,00	520,78	2287,20
3	Zawadzki Erwin	MOS	-17 M	817,52	365,22	657,70	1840,44
4	Kowalczyk Krzysztof	ZEFIR	-17 M	824,82	420,29	317,85	1562,96


Under 21 Ladies Overall Results

	Name	Club	Categ.	Slalom	Tricks	Jump	Overall
1	Kuzbiel Aleksandra	MOS	-21 F	886,36	928,57	1000,00	2814,93
2	Otremba Anna	ZEFIR	-21 F	613,64	1000,00	675,21	2288,85

Under 21 Men Overall Results

	Name	Club	Categ.	Slalom	Tricks	Jump	Overall
1	Swietek Pawel	ZEFIR	-21 M	866,67	775,46	862,36	2504,49
2	Szumski Seweryn	MOS	-21 M	762,96	314,81	890,45	1968,22
3	Andracki Dawid	MOS	-21 M	659,26	152,78	1000,00	1812,04
4	Ulanowicz Olaf	MOS	-21 M	688,89	284,72	314,61	1288,22

Over 35 Ladies Overall Results

	Name	Club	Categ.	Slalom	Tricks	Jump	Overall
1	Gogola Anna	ZEFIR 	35+ F	1000,00	1000,00	1000,00	3000,00

Over 35 Men Overall Results

Chief Judge

Homologator

Scorer